


Jacuzzi J-355

Seating Capacity	5-6 Adults	
Dimensions	91" x 84" x 38" (231 cm x 213.5 cm x 96.5 cm);	
	Jets	For Complete Dimensions, See page 55
Dry Weight	882 lbs (400 kg)	
Filled Weight (Spa Volume)	4,929 lbs (2,236 kg)	
Filled Weight (Average Fill)	4,139 lbs (1,877 kg)	
Water Capacity (Spa Volume) ...	485 US gallons (1,836 Liters)	
Water Capacity (Average Fill) ...	390 US gallons (1,476 Liters)	
Electronic Controls	Solid state electronic controls with LED read-out, programmable temperature, filtration, and heat cycles	
Pump 1	North America (60 Hz): 2-Speed, 4.5 HP brake, 2.5 HP continuous, 56 Frame	
	Export (50 Hz):	2-Speed, 2.0 HP continuous
Pump 2	North America (60 Hz): 1-Speed, 4.8 HP brake, 2.5 HP continuous, 56 Frame	
	Export (50 Hz):	1-Speed, 2.0 HP continuous
Circulation Pump	Yes, 8-hour	
Total PowerPro Jets	40	
Seat A Jets	3 PowerPro MX	
Seat B Jets	2 PowerPro FX2S	
Seat C Jets	12 PowerPro FX	
Seat D Jets	6 PowerPro FX, 2 PowerPro FX2S, 12 PowerPro BX	
Seat E Jets	1 PowerPro FX	
Footwell (F)	2 PowerPro MX	
Massage Selectors	2	
Air Controls	4, On/Off rocker style	
Water Management System	Two 60 ft ² filter cartridges; filter 1 on 8-hour circulation pump; filter 2 on jets pump 1; Factory installed CLEARRAY™ Water Purification System	
	Export (50 Hz):	Factory installed CLEARRAY™ Water Purification System
LED Lighting	One underwater ProLite with 4 color modes, one colored waterfall lights, cup holders, and backlit pillow insert with logo	
Synthetic Cabinet Colors	Silverwood, Roasted Chestnut, Brazilian Teak	
Acrylic Colors	Platinum, Sand, Sahara, Opal, Silver Pearl, Desert Sand, Slate Green	
Headrests	3	
Waterfalls	One independent flow rate (on or off) adjustment; powered by pump 1	
Electrical Requirements:	North America (60 Hz): 240 VAC@40A, 50A, or 60A	
	Export (50 Hz): 230-240 VAC@20A, 30A or 40A, or suitably rated circuit breaker to comply with local electrical codes. Certain countries may require dual power inputs; two GFCI RCD Breakers are required for this configuration.	
Warranty*	North America (60 Hz): 10 Years Shell, 7 Years Shell Surface, 5 Years for Plumbing Component Leaks, 5 Years Equipment and Controls, 5 Years Cabinet, 2 Years Jets, 1 Year Stereo;	
	Export (50 Hz): 10 Years Shell, 7 Years Shell Surface, 2 Years Plumbing Component Leaks, 2 Years Equipment and Controls, 1 Year Cabinet, 1 Year Jets, 1 Year Stereo	
Audio System (Optional)	AM/FM/iPod Stereo receiver (MP3 player compatible) with four speakers, subwoofer, auxiliary audio jack for MP3 players and standard wireless remote	



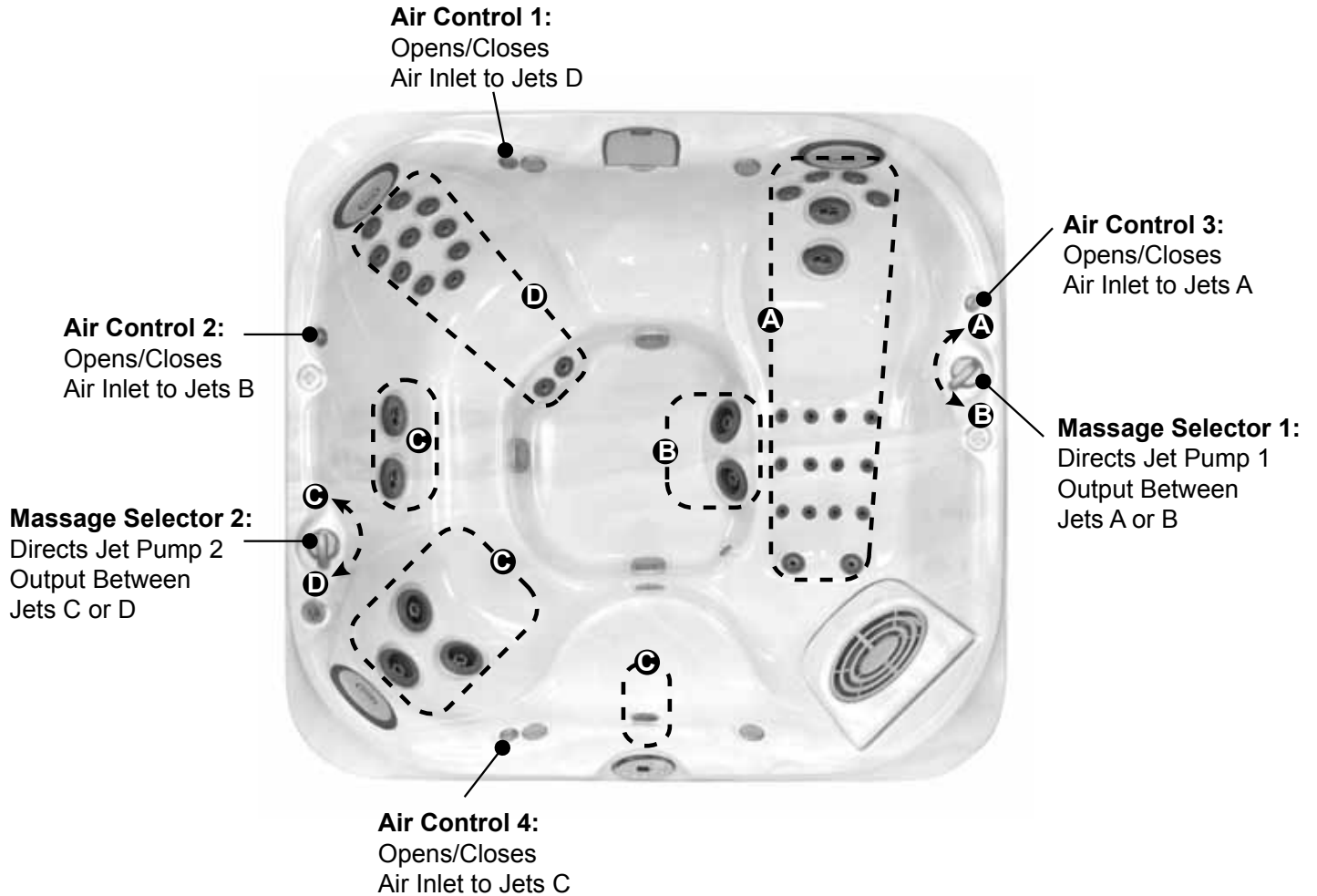
Optional factory only installed jets with escutcheons

*(See Warranty Document for Specific Details)

Dimensions/Specifications are Subject to Change Without Notice

Jacuzzi J-355

Massage Selector/Air Control Diagram



40 Total Jets




Spa Operation Subject to Change without Notice

Seat Depths

A = 29.00" (73.6 cm)
B = 21.75" (55.2 cm)
C = 27.00" (68.6 cm)
D = 22.75" (57.8 cm)
E = 13.75" (34.9 cm)

F = 27.50" (69.9 cm)
G = 26.50" (67.3 cm)
H = 33.25" (84.5 cm)

Listed dimensions represent distance from top of acrylic to lowest point in seat. Tolerance $\pm 0.5"$ (1.27 cm).



Dimensions/Specifications are Subject to Change Without Notice