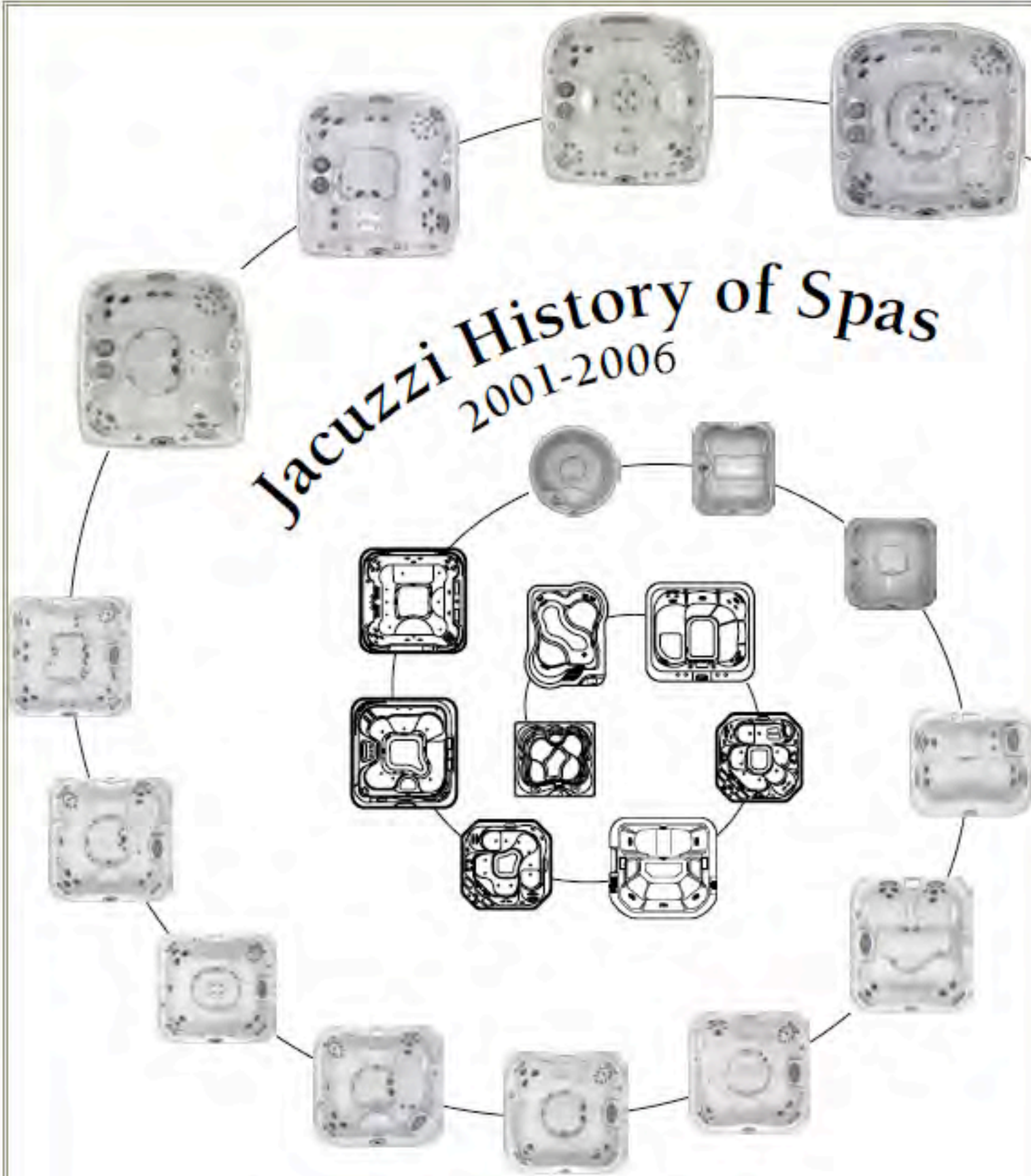


# Jacuzzi History of Spas 2001-2006



Hot Tubs

# 2005-2006 J-480

Dimensions.....	94" x 94" x 38" Front, (44" Back), (239cm x 239cm x 97cm Front, (112cm Back)
Dry Weight.....	950 lbs (431 kg)
Filled Weight.....	4,703 lbs (2,133 kg)
Water Capacity (Avg. Fill).....	450 US gallons (1,703 Liters)
Circuit Board.....	LCD, 6600-098, Chip Rev. 9.51A 6660-328 (Export).....LCD, 6600-078, Chip Rev. 9.51A 6660-328
Transformer.....	240 VAC - 14 VAC, 6560-274 (Export).....230 VAC - 14 VAC, 6660-039
Topside Panel.....	J-400 Series, 20318-001 (Export).....J-400 Series, 2600-327
Heater.....	5.5kW, 240 VAC, 20138-001 (Export).....2.7kW, 230 VAC, 6500-411
Circulation Pump.....	FlowMaster High Flow, 6500-907 (Export).....FlowMaster High Flow, 6500-911
Pump 1 (North America).....	1-Speed, 2.5 hp, 3 o'clock rotation, 6500-901 (Export).....1-Speed, 2.0 hp, 3 o'clock rotation, 6500-239
Pump 2 (North America).....	1-Speed, 2.5 hp, 9 o'clock rotation, 6500-901 (Export).....1-Speed, 2.0 hp, 9 o'clock rotation, 6500-294
Temperature Sensor.....	Box End Connectors, 6600-167
Hi-Limit Sensor.....	Box End Connectors, 6600-168
Flow Switch.....	Box End Connectors, 6560-646
Weir Assembly.....	Canister w/ Floating Lid, 20069-001
Ozone (Optional).....	240 VAC 50/60 Hz, 50mg, 6473-124
Total PowerPro Jets.....	48
Maxx PowerPro (MX2).....	3, Jetface, 6541-056
PowerPro (FX2).....	6, Jetface, 6541-185
PowerPro (IX).....	1, Full Assembly, 20094-001
PowerPro (FX).....	28, Jetface, 20285-011
PowerPro (SX).....	6, Jetface, 6540-348 (Jetface), 6540-350 (Retainer), 6540-330 (Nozzle)
PowerPro (NX).....	4, Jetface, 20284-001
Diverter Valves.....	2
Air Controls.....	4
Filters.....	60 ft <sup>2</sup> , 20086-001, Cap, 6541-384
ProPolish Bag.....	20076-001
LED Lighting.....	"Jacuzzi" Seat Logo, 20141-001, Waterfalls, 20096-001, IX Jetface, 20094-001
Pillows.....	4, 20152-001
Waterfalls.....	Fillspout, 6541-063, Cover, 20095-001
Audio System (Optional).....	AM/FM/CD Stereo Receiver, 6500-204, Wireless Remote, 20229-001
Speakers (Optional).....	5" Oval, 20169-001, Grill, 20100-001



# 2005-2006 J-470

Dimensions.....	91" x 91" x 39" Front, (44" Back), (239cm x 239cm x 99cm Front, (112cm Back)
Dry Weight.....	865 lbs (393 kg)
Filled Weight.....	4,284 lbs (1,943 kg)
Water Capacity (Avg. Fill).....	410 US gallons (1,552 Liters)
Circuit Board.....	LCD, 6600-098, Chip Rev. 9.51A 6660-328 (Export).....LCD, 6600-078, Chip Rev. 9.51A 6660-328
Transformer.....	240 VAC - 14 VAC, 6560-274 (Export).....230 VAC - 14 VAC, 6660-039
Topside Panel.....	J-400 Series, 20318-001 (Export).....J-400 Series, 2600-327
Heater.....	5.5kW, 240 VAC, 20138-001 (Export).....2.7kW, 230 VAC, 6500-411
Circulation Pump.....	FlowMaster High Flow, 6500-907 (Export).....FlowMaster High Flow, 6500-911
Pump 1 (North America).....	1-Speed, 2.5 hp, 3 o'clock rotation, 6500-901 (Export).....1-Speed, 2.0 hp, 3 o'clock rotation, 6500-239
Pump 2 (North America).....	1-Speed, 2.5 hp, 9 o'clock rotation, 6500-901 (Export).....1-Speed, 2.0 hp, 9 o'clock rotation, 6500-294
Temperature Sensor.....	Box End Connectors, 6600-167
Hi-Limit Sensor.....	Box End Connectors, 6600-168
Flow Switch.....	Box End Connectors, 6560-646
Weir Assembly.....	Canister w/ Floating Lid, 20069-001
Ozone (Optional).....	240 VAC 50/60 Hz, 50mg, 6473-124
Total PowerPro Jets.....	39
Maxx PowerPro (MX2).....	3, Jetface, 6541-056
PowerPro (FX2).....	5, Jetface, 6541-185
PowerPro (IX).....	1, Full Assembly, 20094-001
PowerPro (FX).....	26, Jetface, 20285-011
PowerPro (NX).....	4, Jetface, 20284-001
Diverter Valves.....	2
Air Controls.....	4
Filters.....	60 ft <sup>2</sup> , 20086-001, Cap, 6541-384
ProPolish Bag.....	20076-001
LED Lighting.....	"Jacuzzi" Seat Logo, 20141-001, Waterfalls, 20096-001, IX Jetface, 20094-001
Pillows.....	4, 20152-001
Waterfalls.....	Fillspout, 6541-063, Cover, 20095-001
Audio System (Optional).....	AM/FM/CD Stereo Receiver, 6500-204, Wireless Remote, 20229-001
Speakers (Optional).....	5" Oval, 20169-001, Grill, 20100-001



# 2005-2006 J-460

Dimensions.....	88" x 77" x 34" (224cm x 196cm x 86cm)
Dry Weight.....	887 lbs (338 kg)
Filled Weight.....	3,414 lbs (1,549 kg)
Water Capacity (Avg. Fill).....	320 US gallons (1,210 Liters)
Circuit Board.....	LCD, 6600-098, Chip Rev. 9.51A 6660-328
(Export).....	LCD, 6600-078, Chip Rev. 9.51A 6660-328
Transformer.....	240 VAC - 14 VAC, 6560-274
(Export).....	230 VAC - 14 VAC, 6660-039
Topside Panel.....	J-400 Series, 20318-001
(Export).....	J-400 Series, 2600-327
Heater.....	5.5kW, 240 VAC, 20138-001
(Export).....	2.7kW, 230 VAC, 6500-411
Circulation Pump.....	FlowMaster High Flow, 6500-907
(Export).....	FlowMaster High Flow, 6500-911
Pump 1 (North America).....	1-Speed, 2.5 hp, 3 o'clock rotation, 6500-901
(Export).....	1-Speed, 2.0 hp, 3 o'clock rotation, 6500-239
Pump 2 (North America).....	1-Speed, 2.5 hp, 12 o'clock rotation, 6500-903
(Export).....	1-Speed, 2.0 hp, 9 o'clock rotation, 6500-294
Temperature Sensor.....	Box End Connectors, 6600-167
Hi-Limit Sensor.....	Box End Connectors, 6600-168
Flow Switch.....	Box End Connectors, 6560-646
Weir Assembly.....	Canister w/ Floating Lid, 6541-189
Ozone (Optional).....	240 VAC 50/60 Hz, 50mg, 6473-124
Total PowerPro Jets.....	33
Maxx PowerPro (MX2).....	5, Jetface, 6541-056
PowerPro (FX2).....	5, Jetface, 6541-185
PowerPro (IX).....	1, Full Assembly, 20094-001
PowerPro (FX).....	18, Jetface, 20285-011
PowerPro (SX).....	6, Jetface, 6540-348 (Jetface), 6540-350 (Retainer), 6540-330 (Nozzle)
Diverter Valves.....	1
Air Controls.....	4
Filters.....	45 ft <sup>2</sup> , 6540-498, Cap, 6541-384
ProPolish Bag.....	6540-496
LED Lighting.....	Waterfalls, 20096-001, IX Jetface, 20094-001
Pillows.....	4, 20152-001
Waterfalls.....	Fillspout, 6541-063, Cover, 20095-001
Audio System (Optional).....	AM/FM/CD Stereo Receiver, 6500-204, Wireless Remote, 20229-001
Speakers (Optional).....	5" Oval, 20169-001, Grill, 20100-001



# 2005-2006 J-385

Dimensions.....	94" x 94" x 38" (239cm x 239cm x 97cm)
Dry Weight.....	1,042 lbs (473 kg)
Filled Weight.....	5,629 lbs (2,554 kg)
Water Capacity (Avg. Fill).....	550 US gallons (2,081 Liters)
Circuit Board.....	LCD, 6600-101, Chip Rev. 9.70B 6660-282
(Export).....	LCD, 6600-102, Chip Rev. 9.70B 6660-282
Transformer.....	240 VAC - 14 VAC, 6560-274
(Export).....	230 VAC - 14 VAC, 6660-039
Topside Panel.....	LCD, 2600-323, Remote, 2600-324
(Export).....	LCD, 2600-325
Heater.....	5.5kW, 240 VAC, 6500-403
(Export).....	2.7kW, 230 VAC, 6500-401
Circulation Pump.....	240 VAC, 6500-035
(Export).....	230 VAC, 6500-023
Pump 1 (North America).....	2-Speed, 2.5 hp, 1:30 rotation, 6500-761
(Export).....	2-Speed, 2.0 hp, 12 o'clock rotation, 6500-291
Pump 2 (North America).....	1-Speed, 2.5 hp, 12 o'clock rotation, 6500-707
(Export).....	2-Speed, 2.0 hp, 12 o'clock rotation, 6500-291
Pump 3 (North America).....	1-Speed, 2.5 hp, 3 o'clock rotation, 6500-769
(Export).....	2-Speed, 2.0 hp, 12 o'clock rotation, 6500-291
Temperature Sensor.....	Box End Connectors, 6600-167
Hi-Limit Sensor.....	Box End Connectors, 6600-168
Flow Switch.....	Box End Connectors, 6560-860
Weir Assembly.....	Skim Shield, Varies Colors, Skimmer Trap, 6570-392
Ozone (Optional).....	240 VAC 50/60 Hz, 50mg, 6473-124
Total PowerPro Jets.....	43
Maxx PowerPro (MX).....	7, Jetface, 6540-736
PowerPro (FX2).....	4, Jetface, 6541-185 (2005 Spas Substitute LX for FX2, not interchangeable)
PowerPro (LX).....	3, Jetface, 6540-760
PowerPro (FX).....	27, Jetface, 6540-555
PowerPro (SX).....	6, Jetface, 6540-336 (Jetface), 6540-343 (Retainer), 6540-330 (Nozzle)
Diverter Valves.....	2
Air Controls.....	5, 6540-914
Filters.....	60 ft <sup>2</sup> , 6000-383, Cap, 6541-384
LED Lighting.....	Footwell, 6560-420, Waterfalls, 6560-422
Pillows.....	5, 6455-007
Waterfalls.....	Fillspout, 6540-921, Cover, 6540-925
Audio System (Optional).....	AM/FM/CD Stereo Receiver, 6500-204, Wireless Remote, 6472-274
Speakers (Optional).....	Pop Up, 6560-520



# 2005-2006 J-375

Dimensions.....	91" x 91" x 38" (231cm x 231cm x 97cm)
Dry Weight.....	960 lbs (436 kg)
Filled Weight.....	4,963 lbs (2,239 kg)
Water Capacity (Avg. Fill).....	480 US gallons (1,817 Liters)
Circuit Board.....	LCD, 6600-092, Chip Rev. 9.50B 6660-279
(Export).....	LCD, 6600-093, Chip Rev. 9.50B 6660-279
Transformer.....	240 VAC - 14 VAC, 6560-274
(Export).....	230 VAC - 14 VAC, 6660-039
Topside Panel.....	LCD, 2600-323, Remote, 2600-324
(Export).....	LCD, 2600-325
Heater.....	5.5kW, 240 VAC, 6500-403
(Export).....	2.7kW, 230 VAC, 6500-401
Circulation Pump.....	240 VAC, 6500-035
(Export).....	230 VAC, 6500-023
Pump 1 (North America).....	2-Speed, 2.5 hp, 1:30 rotation, 6500-761
(Export).....	2-Speed, 2.0 hp, 12 o'clock rotation, 6500-291
Pump 2 (North America).....	1-Speed, 2.5 hp, 12 o'clock rotation, 6500-707
(Export).....	2-Speed, 2.0 hp, 12 o'clock rotation, 6500-291
Temperature Sensor.....	Box End Connectors, 6600-167
Hi-Limit Sensor.....	Box End Connectors, 6600-168
Flow Switch.....	Box End Connectors, 6560-860
Weir Assembly.....	Skim Shield, Varies Colors, Skimmer Trap, 6570-392
Ozone (Optional).....	240 VAC 50/60 Hz, 50mg, 6473-124
Total PowerPro Jets.....	34
Maxx PowerPro (MX).....	4, Jetface, 6540-736
PowerPro (FX2).....	2, Jetface, 6541-185 (2005 Spas Substitute LX for FX2, not interchangeable)
PowerPro (LX).....	3, Jetface, 6540-760
PowerPro (FX).....	23, Jetface, 6540-555
PowerPro (SX).....	2, Jetface, 6540-336 (Jetface), 6540-343 (Retainer), 6540-330 (Nozzle)
Diverter Valves.....	2
Air Controls.....	5, 6540-914
Filters.....	60 ft <sup>2</sup> , 6000-383, Cap, 6541-384
LED Lighting.....	Footwell, 6560-420, Waterfalls, 6560-422
Pillows.....	4, 6455-007, 6455-006
Waterfalls.....	Fillspout, 6540-921, Cover, 6540-925
Audio System (Optional).....	AM/FM/CD Stereo Receiver, 6500-204, Wireless Remote, 6472-274
Speakers (Optional).....	Pop Up, 6560-520



# 2005-2006 J-365

Dimensions.....	91" x 84" x 38" (231cm x 213cm x 97cm)
Dry Weight.....	887 lbs (402 kg)
Filled Weight.....	4,006 lbs (1,817 kg)
Water Capacity (Avg. Fill).....	374 US gallons (1,416 Liters)
Circuit Board.....	LCD, 6600-092, Chip Rev. 9.50B 6660-279
(Export).....	LCD, 6600-093, Chip Rev. 9.50B 6660-279
Transformer.....	240 VAC - 14 VAC, 6560-274
(Export).....	230 VAC - 14 VAC, 6660-039
Topside Panel.....	LCD, 2600-323
(Export).....	LCD, 2600-325
Heater.....	5.5kW, 240 VAC, 6500-403
(Export).....	2.7kW, 230 VAC, 6500-401
Circulation Pump.....	240 VAC, 6500-035
(Export).....	230 VAC, 6500-023
Pump 1 (North America).....	2-Speed, 2.5 hp, 3 o'clock rotation, 6500-754
(Export).....	2-Speed, 2.0 hp, 12 o'clock rotation, 6500-291
Pump 2 (North America).....	1-Speed, 2.5 hp, 9 o'clock rotation, 6500-763
(Export).....	2-Speed, 2.0 hp, 12 o'clock rotation, 6500-291
Temperature Sensor.....	Box End Connectors, 6600-167
Hi-Limit Sensor.....	Box End Connectors, 6600-168
Flow Switch.....	Box End Connectors, 6560-860
Weir Assembly.....	Skim Shield, Varies Colors, Skimmer Trap, 6570-392
Ozone (Optional).....	240 VAC 50/60 Hz, 50mg, 6473-124
Total PowerPro Jets.....	30
Maxx PowerPro (MX).....	3, Jetface, 6540-736
PowerPro (FX2).....	2, Jetface, 6541-185 (2005 Spas Substitute LX for FX2, not interchangeable)
PowerPro (LX).....	3, Jetface, 6540-760
PowerPro (FX).....	22, Jetface, 6540-555
Diverter Valves.....	2
Air Controls.....	5, 6540-914
Filters.....	60 ft <sup>2</sup> , 6000-383, Cap, 6541-384
LED Lighting.....	Footwell, 6560-420, Waterfalls, 6560-422
Pillows.....	4, 6455-007, 6455-006
Waterfalls.....	Fillspout, 6540-921, Cover, 6540-925
Audio System (Optional).....	AM/FM/CD Stereo Receiver, 6500-204, Wireless Remote, 6472-274
Speakers (Optional).....	Pop Up, 6560-520



# 2005-2006 J-355

Dimensions.....	91" x 84" x 38" (231cm x 213cm x 97cm)
Dry Weight.....	882 lbs (400 kg)
Filled Weight.....	3,909 lbs (1,773 kg)
Water Capacity (Avg. Fill).....	363 US gallons (1,373 Liters)
Circuit Board.....	LCD, 6600-092, Chip Rev. 9.50B 6660-279
(Export).....	LCD, 6600-093, Chip Rev. 9.50B 6660-279
Transformer.....	240 VAC - 14 VAC, 6560-274
(Export).....	230 VAC - 14 VAC, 6660-039
Topside Panel.....	LCD, 2600-323
(Export).....	LCD, 2600-325
Heater.....	5.5kW, 240 VAC, 6500-403
(Export).....	2.7kW, 230 VAC, 6500-401
Circulation Pump.....	240 VAC, 6500-035
(Export).....	230 VAC, 6500-023
Pump 1 (North America).....	2-Speed, 2.5 hp, 3 o'clock rotation, 6500-754
(Export).....	2-Speed, 2.0 hp, 12 o'clock rotation, 6500-291
Pump 2 (North America).....	1-Speed, 2.5 hp, 12 o'clock rotation, 6500-707
(Export).....	2-Speed, 2.0 hp, 12 o'clock rotation, 6500-291
Temperature Sensor.....	Box End Connectors, 6600-167
Hi-Limit Sensor.....	Box End Connectors, 6600-168
Flow Switch.....	Box End Connectors, 6560-860
Weir Assembly.....	Skim Shield, Varies Colors, Skimmer Trap, 6570-392
Ozone (Optional).....	240 VAC 50/60 Hz, 50mg, 6473-124
Total PowerPro Jets.....	27
Maxx PowerPro (MX).....	5, Jetface, 6540-736
PowerPro (FX2).....	2, Jetface, 6541-185 (2005 Spas Substitute LX for FX2, not interchangeable)
PowerPro (LX).....	1, Jetface, 6540-760
PowerPro (FX).....	19, Jetface, 6540-555
PowerPro (SX).....	2, Jetface, 6540-336 (Jetface), 6540-343 (Retainer), 6540-330 (Nozzle)
Diverter Valves.....	2
Air Controls.....	4, 6540-914
Filters.....	60 ft <sup>2</sup> , 6000-383, Cap, 6541-384
LED Lighting.....	Footwell, 6560-420, Waterfalls, 6560-422
Pillows.....	4, 6455-007, 6455-006
Waterfalls.....	Fillspout, 6540-921, Cover, 6540-925
Audio System (Optional).....	AM/FM/CD Stereo Receiver, 6500-204, Wireless Remote, 6472-274
Speakers (Optional).....	Pop Up, 6560-520





# 2005-2006 J-345

Dimensions.....	84" x 84" x 36" (213cm x 213cm x 91cm)
Dry Weight.....	822 lbs (373 kg)
Filled Weight.....	3,624 lbs (1,644 kg)
Water Capacity (Avg. Fill) .....	336 US gallons (1,272 Liters)
Circuit Board.....	LED, 6600-288, Chip Rev. 3.56 6660-277
(Export) .....	LED, 6600-288, Chip Rev. 3.56 6660-277
Transformer.....	240 VAC - 14 VAC, 6560-274
(Export) .....	230 VAC - 14 VAC, 6660-039
Topside Panel.....	LED, 2600-322
(Export) .....	LED, 2600-322
Heater.....	5.5kW, 240 VAC, 6500-402
(Export) .....	2.7kW, 230 VAC, 6500-401
Circulation Pump .....	240 VAC, 6500-035
(Export) .....	230 VAC, 6500-023
Pump 1 (North America).....	2-Speed, 2.5 hp, 3 o'clock rotation, 6500-754
(Export) .....	2-Speed, 2.0 hp, 12 o'clock rotation, 6500-291
Pump 2 (North America).....	1-Speed, 2.5 hp, 9 o'clock rotation, 6500-763
(Export) .....	2-Speed, 2.0 hp, 12 o'clock rotation, 6500-291
Temperature Sensor .....	Curled Finger Connectors, 6600-166
Hi-Limit Sensor .....	Curled Finger Connectors, 6600-144
Flow Switch.....	Curled Finger Connectors, 2560-040
Weir Assembly.....	Skim Shield, Varies Colors, Skimmer Trap, 6570-392
Ozone (Optional) .....	240 VAC 50/60 Hz, 50mg, 6473-124
Total PowerPro Jets .....	25
Maxx PowerPro (MX) .....	5, Jetface, 6540-736
PowerPro (FX2).....	2, Jetface, 6541-185 (2005 Spas Substitute LX for FX2, not interchangeable)
PowerPro (LX).....	2, Jetface, 6540-760
PowerPro (FX).....	16, Jetface, 6540-555
Diverter Valves.....	2
Air Controls.....	4, 6540-914
Filters.....	60 ft <sup>2</sup> , 6000-383, Cap, 6541-384
LED Lighting.....	Footwell, 6560-420, Waterfalls, 6560-422
Pillows .....	4, 6455-007, 6455-006
Waterfalls.....	Fillspout, 6540-921, Cover, 6540-925
Audio System (Optional).....	AM/FM/CD Stereo Receiver, 6500-204, Wireless Remote, 6472-274
Speakers (Optional) .....	Pop Up, 6560-520



# 2005-2006 J-335

Dimensions.....	84" x 84" x 36" (213cm x 213cm x 91cm)
Dry Weight.....	812 lbs (369 kg)
Filled Weight.....	3,798 lbs (1,723 kg)
Water Capacity (Avg. Fill) .....	358 US gallons (1,355 Liters)
Circuit Board.....	LED, 6600-288, Chip Rev. 3.56 6660-277
(Export) .....	LED, 6600-288, Chip Rev. 3.56 6660-277
Transformer.....	240 VAC - 14 VAC, 6560-274
(Export) .....	230 VAC - 14 VAC, 6660-039
Topside Panel.....	LED, 2600-322
(Export) .....	LED, 2600-322
Heater.....	5.5kW, 240 VAC, 6500-402
(Export) .....	2.7kW, 230 VAC, 6500-401
Circulation Pump .....	240 VAC, 6500-035
(Export) .....	230 VAC, 6500-023
Pump 1 (North America).....	2-Speed, 2.5 hp, 3 o'clock rotation, 6500-754
(Export) .....	2-Speed, 2.0 hp, 12 o'clock rotation, 6500-291
Pump 2 (North America).....	1-Speed, 2.5 hp, 9 o'clock rotation, 6500-763
(Export) .....	2-Speed, 2.0 hp, 12 o'clock rotation, 6500-291
Temperature Sensor .....	Curled Finger Connectors, 6600-166
Hi-Limit Sensor .....	Curled Finger Connectors, 6600-144
Flow Switch.....	Curled Finger Connectors, 2560-040
Weir Assembly.....	Skim Shield, Varies Colors, Skimmer Trap, 6570-392
Ozone (Optional) .....	240 VAC 50/60 Hz, 50mg, 6473-124
Total PowerPro Jets .....	24
PowerPro (FX2).....	1, Jetface, 6541-185 (2005 Spas Substitute LX for FX2, not interchangeable)
PowerPro (LX).....	3, Jetface, 6540-760
PowerPro (FX).....	18, Jetface, 6540-555
PowerPro (SX).....	2, Jetface, 6540-336 (Jetface), 6540-343 (Retainer), 6540-330 (Nozzle)
Diverter Valves.....	1
Air Controls.....	3, 6540-914
Filters.....	60 ft <sup>2</sup> , 6000-383, Cap, 6541-384
LED Lighting.....	Footwell, 6560-420, Waterfalls, 6560-422
Pillows .....	4, 6455-007, 6455-006
Waterfalls.....	Fillspout, 6540-921, Cover, 6540-925
Audio System (Optional).....	AM/FM/CD Stereo Receiver, 6500-204, Wireless Remote, 6472-274
Speakers (Optional) .....	Pop Up, 6560-520



# 2005-2006 J-325

Dimensions.....	76" x 84" x 34" (193cm x 213cm x 86cm)
Dry Weight.....	738 lbs (335 kg)
Filled Weight.....	3,407 lbs (1,545 kg)
Water Capacity (Avg. Fill).....	320 US gallons (1,211 Liters)
Circuit Board.....	LED, 6600-286, Chip Rev. 3.56 6660-277
(Export).....	LED, 6600-286, Chip Rev. 3.56 6660-277
Transformer.....	240 VAC - 14 VAC, 6560-274
(Export).....	230 VAC - 14 VAC, 6660-039
Topside Panel.....	LED, 2600-321
(Export).....	LED, 2600-321
Heater.....	5.5kW, 240 VAC, 6500-402
(Export).....	2.7kW, 230 VAC, 6500-401
Circulation Pump.....	240 VAC, 6500-035
(Export).....	230 VAC, 6500-023
Pump 1 (North America).....	2-Speed, 2.5 hp, 12 o'clock rotation, 6500-753
(Export).....	2-Speed, 2.0 hp, 12 o'clock rotation, 6500-291
Temperature Sensor.....	Curled Finger Connectors, 6600-166
Hi-Limit Sensor.....	Curled Finger Connectors, 6600-144
Flow Switch.....	Curled Finger Connectors, 2560-040
Weir Assembly.....	Skim Shield, Varies Colors, Skimmer Trap, 6570-392
Ozone (Optional).....	240 VAC 50/60 Hz, 50mg, 6473-124
Total PowerPro Jets.....	15
PowerPro (FX2).....	4, Jetface, 6541-185 (2005 Spas Substitute LX for FX2, not interchangeable)
PowerPro (LX).....	7, Jetface, 6540-760
PowerPro (FX).....	4, Jetface, 6540-555
Diverter Valves.....	1
Air Controls.....	3, 6540-914
Filters.....	60 ft <sup>2</sup> , 6000-383, Cap, 6541-384
LED Lighting.....	Footwell, 6560-420, Waterfalls, 6560-422
Pillows.....	4, 6455-007, 6455-006
Waterfalls.....	Fillspout, 6540-921, Cover, 6540-925
Audio System (Optional).....	N/A



# 2005-2006 J-315

Dimensions.....	76" x 66" x 32" (193cm x 168cm x 81cm)
Dry Weight.....	640 lbs (290 kg)
Filled Weight.....	2,308 lbs (1,047 kg)
Water Capacity (Avg. Fill).....	200 US gallons (757 Liters)
Circuit Board.....	LED, 6600-286, Chip Rev. 3.56 6660-277
(Export).....	LED, 6600-286, Chip Rev. 3.56 6660-277
Transformer.....	120 VAC - 14 VAC, 6560-274
(Export).....	230 VAC - 14 VAC, 6660-039
Topside Panel.....	LED, 2600-321
(Export).....	LED, 2600-321
Heater.....	1kW/4kW, 120 VAC/240 VAC, 6500-063
(Export).....	2.7kW, 230 VAC, 6500-062
Circulation Pump.....	120 VAC, 6500-038
(Export).....	230 VAC, 6500-023
Pump 1 (North America).....	2-Speed, 1.5 hp, 3 o'clock rotation, 6500-758
(Export).....	2-Speed, 2.0 hp, 12 o'clock rotation, 6500-291
Temperature Sensor.....	Curled Finger Connectors, 6600-166
Hi-Limit Sensor.....	Curled Finger Connectors, 6600-144
Flow Switch.....	Curled Finger Connectors, 2560-040
Weir Assembly.....	Skim Shield, Varies Colors, Skimmer Trap, 6570-392
Ozone (Optional).....	120 VAC 50/60 Hz, 50mg, 6473-123
Total PowerPro Jets.....	13
PowerPro (FX2).....	4, Jetface, 6541-185 (2005 Spas Substitute LX for FX2, not interchangeable)
PowerPro (LX).....	4, Jetface, 6540-760
PowerPro (FX).....	6, Jetface, 6540-555
Diverter Valves.....	1
Air Controls.....	2, 6540-914
Filters.....	60 ft <sup>2</sup> , 6000-383, Cap, 6541-384
LED Lighting.....	Footwell, 6560-420, Waterfalls, 6560-422
Pillows.....	3, 6455-007
Waterfalls.....	Fillspout, 6540-921, Cover, 6540-925
Audio System (Optional).....	N/A



# 2005-2006 J-230

Dimensions.....	84" x 84" x 36" (213cm x 213cm x 91cm)
Dry Weight.....	630 lbs (286 kg)
Filled Weight.....	3,799 lbs (1723 kg)
Water Capacity (Avg. Fill) .....	380 US gallons (1,438 Liters)
Circuit Board.....	LED, 6600-287, Chip Rev. 5.55A 6660-284(2006), Chip Rev. 5.54A 6660-276 (2005)
(Export) .....	LED, 6600-288, Chip Rev. 5.55A 6660-284 (2006) Chip Rev. 5.54A 6600-276 (2005)
Transformer.....	240 VAC - 14 VAC, 6560-274
(Export) .....	230 VAC - 14 VAC, 6660-039
Topside Panel.....	LED, 2600-322
(Export) .....	LED, 2600-322
Heater.....	5.5kW, 240 VAC, 6000-156
(Export) .....	2.7kW, 230 VAC, 6000-157
Pump 1 (North America).....	2-Speed, 2.5 hp, 1:30 rotation, 6500-761
(Export) .....	2-Speed, 2.0 hp, 7:30 rotation, 6500-319
Pump 2 (North America).....	1-Speed, 2.5 hp, 9 o'clock rotation, 6500-707
(Export) .....	2-Speed, 2.0 hp, 7:30 rotation, 6500-319
Temperature Sensor .....	Curled Finger Connectors, 6600-166
Hi-Limit Sensor .....	Curled Finger Connectors, 6600-144
Pressure Switch .....	Curled Finger Connectors, 6560-869
Weir Assembly.....	Telescoping Skimmer, 6540-714
Ozone (Optional) .....	240 VAC 50/60 Hz, 50mg, 6473-124
Total PowerPro Jets .....	33
Euro Jets .....	6, Jetface, 6541-816
Micro Jets .....	20, Jetface, 6540-787
Luxury Jets .....	3, Jetface, 6540-820
Pulsar Jets .....	4, Jetface, 6540-776
Diverter Valves.....	None
Air Controls.....	2
Filters .....	50 ft <sup>2</sup> , 373045
Lighting.....	Footwell, Bulb, 6560-246, Optional MultiColor LED, 6472-676
Pillows .....	3, 6455-468
Audio System (Optional).....	N/A



# 2005-2006 J-220

Dimensions.....	76" x 84" x 36" (193cm x 213cm x 91 cm)
Dry Weight.....	530 lbs (240 kg)
Filled Weight.....	3,324lbs (1,508 kg)
Water Capacity (Avg. Fill).....	335 US gallons (1,268 Liters)
Circuit Board.....	LED, 6600-289, Chip Rev. 5.55A 6660-284 (2006), Chip Rev. 5.54A 6660-276 (2005)
(Export).....	LED, 6600-288 Chip Rev. 5.55A 6660-284 (2006) Chip Rev. 5.54A 6600-276 (2005)
Transformer.....	120 VAC - 14 VAC, 6560-274
(Export).....	230 VAC - 14 VAC, 6660-039
Topside Panel.....	LED, 2600-321
(Export).....	LED, 2600-321
Heater.....	1kW/4kW, 120 VAC/240 VAC, 6000-338
(Export).....	2.7kW, 230 VAC, 6000-157
Pump 1 (North America).....	2-Speed, 1.5 hp, 3 o'clock rotation, 6500-758
(Export).....	2-Speed, 2.0 hp, 12 o'clock rotation, 6500-291
Temperature Sensor.....	Curled Finger Connectors, 6600-166
Hi-Limit Sensor.....	Curled Finger Connectors, 6600-144
Pressure Switch.....	Curled Finger Connectors, 6560-869
Weir Assembly.....	Telescoping Skimmer, 6540-714
Ozone (Optional).....	120 VAC 50/60 Hz, 35mg, 6473-122
Total PowerPro Jets.....	21
Euro Jets.....	4, Jetface, 6541-816
Micro Jets.....	15, Jetface, 6540-787
Luxury Jets.....	2, Jetface, 6540-820
Diverter Valves.....	1
Air Controls.....	3
Filters.....	50 ft <sup>2</sup> , 373045
Lighting.....	Footwell, Bulb, 6560-246, Optional MultiColor LED, 6472-676
Pillows.....	2, 6455-468
Audio System (Optional).....	N/A



# 2005-2006 J-210

Dimensions.....	78" Round x 36" Deep (198cm Round x 914cm Deep)
Dry Weight.....	410 lbs (186 kg)
Filled Weight.....	2,245 lbs (1,018 kg)
Water Capacity (Avg. Fill).....	220 US gallons (833 Liters)
Circuit Board.....	LED, 6600-289, Chip Rev. 5.55A 6660-284 (2006), Chip Rev. 5.54A 6660-276 (2005)
(Export).....	LED, 6600-288 Chip Rev. 5.55A 6660-284 (2006) Chip Rev. 5.54A 6600-276 (2005)
Transformer.....	120 VAC - 14 VAC, 6560-274
(Export).....	230 VAC - 14 VAC, 6660-039
Topside Panel.....	LED, 2600-321
(Export).....	LED, 2600-321
Heater.....	1kW/4kW, 120 VAC/240 VAC, 6000-338
(Export).....	2.7kW, 230 VAC, 6000-157
Pump 1 (North America).....	2-Speed, 1.5 hp, 3 o'clock rotation, 6500-758
(Export).....	2-Speed, 2.0 hp, 12 o'clock rotation, 6500-291
Temperature Sensor.....	Curled Finger Connectors, 6600-166
Hi-Limit Sensor.....	Curled Finger Connectors, 6600-144
Pressure Switch.....	Curled Finger Connectors, 6560-869
Weir Assembly.....	Telescoping Skimmer, 6540-714
Ozone (Optional).....	120 VAC 50/60 Hz, 35mg, 6473-122
Total PowerPro Jets.....	19
Euro Jets.....	4, Jetface, 6541-816
Micro Jets.....	10, Jetface, 6540-787
Luxury Jets.....	4, Jetface, 6540-820
Divert-A-Jet.....	1, Jetface, 6540-800
Air Controls.....	3
Filters.....	50 ft <sup>2</sup> , 373045
Lighting.....	Footwell, Bulb, 6560-246, Optional MultiColor LED, 6472-676
Audio System (Optional).....	N/A



# 2004 J-385

Dimensions.....	94" x 94" x 38" (239cm x 239cm x 97cm)
Dry Weight.....	1,042 lbs (473 kg)
Filled Weight.....	5,629 lbs (2,554 kg)
Water Capacity (Avg. Fill).....	550 US gallons (2,081 Liters)
Circuit Board.....	LCD, 6600-101, Chip Rev. 9.70B 6660-282
(Export).....	LCD, 6600-102, Chip Rev. 9.70B 6660-282
Transformer.....	240 VAC - 14 VAC, 6560-274
(Export).....	230 VAC - 14 VAC, 6660-039
Topside Panel.....	LCD, 2600-323, Remote, 2600-324
(Export).....	LCD, 2600-325
Heater.....	5.5kW, 240 VAC, 6500-403
(Export).....	2.7kW, 230 VAC, 6500-401
Circulation Pump.....	240 VAC, 6500-035
(Export).....	230 VAC, 6500-023
Pump 1 (North America).....	2-Speed, 2.5 hp, 1:30 rotation, 6500-761
(Export).....	2-Speed, 2.0 hp, 3 o'clock rotation, 6500-299
Pump 2 (North America).....	1-Speed, 2.5 hp, 12 o'clock rotation, 6500-707
(Export).....	1-Speed, 2.0 hp, 12 o'clock rotation, 6500-124
Pump 3 (North America).....	1-Speed, 2.5 hp, 3 o'clock rotation, 6500-769
(Export).....	1-Speed, 2.0 hp, 1:30 rotation, 6500-240
Temperature Sensor.....	Box End Connectors, 6600-167
Hi-Limit Sensor.....	Box End Connectors, 6600-168
Flow Switch.....	Box End Connectors, 6560-860
Weir Assembly.....	Skim Shield, Varies Colors, Skimmer Trap, 6570-392
Ozone (Optional).....	240 VAC 50/60 Hz, 50mg, 6473-124
Total PowerPro Jets.....	43
Maxx PowerPro (MX).....	7, Jetface, 6540-736
PowerPro (LX).....	7, Jetface, 6540-760
PowerPro (FX).....	27, Jetface, 6540-555
PowerPro (SX).....	2, Jetface, 6540-336 (Jetface), 6540-343 (Retainer), 6540-330 (Nozzle)
Diverter Valves.....	2
Air Controls.....	5, 6540-914
Filters.....	60 ft <sup>2</sup> , 6000-383, Cap, 6541-384
LED Lighting.....	Footwell, 6560-420, Waterfalls, 6560-422
Pillows.....	5, 6455-007
Waterfalls.....	Fillspout, 6540-921, Cover, 6540-925
Audio System (Optional).....	AM/FM/CD Stereo Receiver, 6500-204, Wireless Remote, 6472-274
Speakers (Optional).....	Pop Up, 6560-520





# 2004 J-375

Dimensions.....	91" x 91" x 38" (231cm x 231cm x 97cm)
Dry Weight.....	960 lbs (436 kg)
Filled Weight.....	4,963 lbs (2,239 kg)
Water Capacity (Avg. Fill).....	480 US gallons (1,817 Liters)
Circuit Board.....	LCD, 6600-092, Chip Rev. 9.50B 6660-279
(Export).....	LCD, 6600-093, Chip Rev. 9.50B 6660-279
Transformer.....	240 VAC - 14 VAC, 6560-274
(Export).....	230 VAC - 14 VAC, 6660-039
Topside Panel.....	LCD, 2600-323, Remote, 2600-324
(Export).....	LCD, 2600-325
Heater.....	5.5kW, 240 VAC, 6500-403
(Export).....	2.7kW, 230 VAC, 6500-401
Circulation Pump.....	240 VAC, 6500-035
(Export).....	230 VAC, 6500-023
Pump 1 (North America).....	2-Speed, 2.5 hp, 1:30 rotation, 6500-761
(Export).....	2-Speed, 2.0 hp, 3 o'clock rotation, 6500-299
Pump 2 (North America).....	1-Speed, 2.5 hp, 12 o'clock rotation, 6500-707
(Export).....	1-Speed, 2.0 hp, 12 o'clock rotation, 6500-124
Temperature Sensor.....	Box End Connectors, 6600-167
Hi-Limit Sensor.....	Box End Connectors, 6600-168
Flow Switch.....	Box End Connectors, 6560-860
Weir Assembly.....	Skim Shield, Varies Colors, Skimmer Trap, 6570-392
Ozone (Optional).....	240 VAC 50/60 Hz, 50mg, 6473-124
Total PowerPro Jets.....	34
Maxx PowerPro (MX).....	4, Jetface, 6540-736
PowerPro (LX).....	5, Jetface, 6540-760
PowerPro (FX).....	23, Jetface, 6540-555
PowerPro (SX).....	2, Jetface, 6540-336 (Jetface), 6540-343 (Retainer), 6540-330 (Nozzle)
Diverter Valves.....	2
Air Controls.....	5, 6540-914
Filters.....	60 ft <sup>2</sup> , 6000-383, Cap, 6541-384
LED Lighting.....	Footwell, 6560-420, Waterfalls, 6560-422
Pillows.....	4, 6455-007, 6455-006
Waterfalls.....	Fillspout, 6540-921, Cover, 6540-925
Audio System (Optional).....	AM/FM/CD Stereo Receiver, 6500-204, Wireless Remote, 6472-274
Speakers (Optional).....	Pop Up, 6560-520



# 2004 J-365

Dimensions.....	91" x 84" x 38" (231cm x 213cm x 97cm)
Dry Weight.....	887 lbs (402 kg)
Filled Weight.....	4,006 lbs (1,817 kg)
Water Capacity (Avg. Fill).....	374 US gallons (1,416 Liters)
Circuit Board.....	LCD, 6600-092, Chip Rev. 9.50B 6660-279
(Export).....	LCD, 6600-093, Chip Rev. 9.50B 6660-279
Transformer.....	240 VAC - 14 VAC, 6560-274
(Export).....	230 VAC - 14 VAC, 6660-039
Topside Panel.....	LCD, 2600-323
(Export).....	LCD, 2600-325
Heater.....	5.5kW, 240 VAC, 6500-403
(Export).....	2.7kW, 230 VAC, 6500-401
Circulation Pump.....	240 VAC, 6500-035
(Export).....	230 VAC, 6500-023
Pump 1 (North America).....	2-Speed, 2.5 hp, 3 o'clock rotation, 6500-754
(Export).....	2-Speed, 2.0 hp, 3 o'clock rotation, 6500-299
Pump 2 (North America).....	1-Speed, 2.5 hp, 9 o'clock rotation, 6500-763
(Export).....	1-Speed, 2.0 hp, 9 o'clock rotation, 6500-239
Temperature Sensor.....	Box End Connectors, 6600-167
Hi-Limit Sensor.....	Box End Connectors, 6600-168
Flow Switch.....	Box End Connectors, 6560-860
Weir Assembly.....	Skim Shield, Varies Colors, Skimmer Trap, 6570-392
Ozone (Optional).....	240 VAC 50/60 Hz, 50mg, 6473-124
Total PowerPro Jets.....	30
Maxx PowerPro (MX).....	3, Jetface, 6540-736
PowerPro (LX).....	5, Jetface, 6540-760
PowerPro (FX).....	22, Jetface, 6540-555
Diverter Valves.....	2
Air Controls.....	5, 6540-914
Filters.....	60 ft <sup>2</sup> , 6000-383, Cap, 6541-384
LED Lighting.....	Footwell, 6560-420, Waterfalls, 6560-422
Pillows.....	4, 6455-007, 6455-006
Waterfalls.....	Fillspout, 6540-921, Cover, 6540-925
Audio System (Optional).....	AM/FM/CD Stereo Receiver, 6500-204, Wireless Remote, 6472-274
Speakers (Optional).....	Pop Up, 6560-520



# 2004 J-355

Dimensions.....	91" x 84" x 38" (231cm x 213cm x 97cm)
Dry Weight.....	882 lbs (400 kg)
Filled Weight.....	3,909 lbs (1,773 kg)
Water Capacity (Avg. Fill).....	363 US gallons (1,373 Liters)
Circuit Board.....	LCD, 6600-092, Chip Rev. 9.50B 6660-279
(Export).....	LCD, 6600-093, Chip Rev. 9.50B 6660-279
Transformer.....	240 VAC - 14 VAC, 6560-274
(Export).....	230 VAC - 14 VAC, 6660-039
Topside Panel.....	LCD, 2600-323
(Export).....	LCD, 2600-325
Heater.....	5.5kW, 240 VAC, 6500-403
(Export).....	2.7kW, 230 VAC, 6500-401
Circulation Pump.....	240 VAC, 6500-035
(Export).....	230 VAC, 6500-023
Pump 1 (North America).....	2-Speed, 2.5 hp, 3 o'clock rotation, 6500-754
(Export).....	2-Speed, 2.0 hp, 3 o'clock rotation, 6500-299
Pump 2 (North America).....	1-Speed, 2.5 hp, 12 o'clock rotation, 6500-707
(Export).....	1-Speed, 2.0 hp, 12 o'clock rotation, 6500-124
Temperature Sensor.....	Box End Connectors, 6600-167
Hi-Limit Sensor.....	Box End Connectors, 6600-168
Flow Switch.....	Box End Connectors, 6560-860
Weir Assembly.....	Skim Shield, Varies Colors, Skimmer Trap, 6570-392
Ozone (Optional).....	240 VAC 50/60 Hz, 50mg, 6473-124
Total PowerPro Jets.....	27
Maxx PowerPro (MX).....	5, Jetface, 6540-736
PowerPro (LX).....	3, Jetface, 6540-760
PowerPro (FX).....	19, Jetface, 6540-555
PowerPro (SX).....	2, Jetface, 6540-336 (Jetface), 6540-343 (Retainer), 6540-330 (Nozzle)
Diverter Valves.....	2
Air Controls.....	4, 6540-914
Filters.....	60 ft <sup>2</sup> , 6000-383, Cap, 6541-384
LED Lighting.....	Footwell, 6560-420, Waterfalls, 6560-422
Pillows.....	4, 6455-007, 6455-006
Waterfalls.....	Fillspout, 6540-921, Cover, 6540-925
Audio System (Optional).....	AM/FM/CD Stereo Receiver, 6500-204, Wireless Remote, 6472-274
Speakers (Optional).....	Pop Up, 6560-520



# 2004 J-345

Dimensions.....	84" x 84" x 36" (213cm x 213cm x 91cm)
Dry Weight.....	822 lbs (373 kg)
Filled Weight.....	3,624 lbs (1,644 kg)
Water Capacity (Avg. Fill) .....	336 US gallons (1,272 Liters)
Circuit Board.....	LED, 6600-288, Chip Rev. 3.56 6660-277
(Export) .....	LED, 6600-288, Chip Rev. 3.56 6660-277
Transformer.....	240 VAC - 14 VAC, 6560-274
(Export) .....	230 VAC - 14 VAC, 6660-039
Topside Panel.....	LED, 2600-322
(Export) .....	LED, 2600-322
Heater.....	5.5kW, 240 VAC, 6500-402
(Export) .....	2.7kW, 230 VAC, 6500-401
Circulation Pump .....	240 VAC, 6500-035
(Export) .....	230 VAC, 6500-023
Pump 1 (North America).....	2-Speed, 2.5 hp, 3 o'clock rotation, 6500-754
(Export) .....	2-Speed, 2.0 hp, 3 o'clock rotation, 6500-299
Pump 2 (North America).....	1-Speed, 2.5 hp, 9 o'clock rotation, 6500-763
(Export) .....	1-Speed, 2.0 hp, 9 o'clock rotation, 6500-239
Temperature Sensor .....	Curled Finger Connectors, 6600-166
Hi-Limit Sensor .....	Curled Finger Connectors, 6600-144
Flow Switch.....	Curled Finger Connectors, 2560-040
Weir Assembly.....	Skim Shield, Varies Colors, Skimmer Trap, 6570-392
Ozone (Optional) .....	240 VAC 50/60 Hz, 50mg, 6473-124
Total PowerPro Jets .....	25
Maxx PowerPro (MX) .....	5, Jetface, 6540-736
PowerPro (LX).....	4, Jetface, 6540-760
PowerPro (FX).....	16, Jetface, 6540-555
Diverter Valves.....	2
Air Controls.....	4, 6540-914
Filters.....	60 ft <sup>2</sup> , 6000-383, Cap, 6541-384
LED Lighting.....	Footwell, 6472-676, Waterfalls, 6560-422
Pillows .....	4, 6455-007, 6455-006
Waterfalls.....	Fillspout, 6540-921, Cover, 6540-925
Audio System (Optional).....	AM/FM/CD Stereo Receiver, 6500-204, Wireless Remote, 6472-274
Speakers (Optional) .....	Pop Up, 6560-520



# 2004 J-335

Dimensions.....	84" x 84" x 36" (213cm x 213cm x 91cm)
Dry Weight.....	812 lbs (369 kg)
Filled Weight.....	3,798 lbs (1,723 kg)
Water Capacity (Avg. Fill) .....	358 US gallons (1,355 Liters)
Circuit Board.....	LED, 6600-288, Chip Rev. 3.56 6660-277
(Export) .....	LED, 6600-288, Chip Rev. 3.56 6660-277
Transformer.....	240 VAC - 14 VAC, 6560-274
(Export) .....	230 VAC - 14 VAC, 6660-039
Topside Panel.....	LED, 2600-322
(Export) .....	LED, 2600-322
Heater.....	5.5kW, 240 VAC, 6500-402
(Export) .....	2.7kW, 230 VAC, 6500-401
Circulation Pump .....	240 VAC, 6500-035
(Export) .....	230 VAC, 6500-023
Pump 1 (North America).....	2-Speed, 2.5 hp, 3 o'clock rotation, 6500-754
(Export) .....	2-Speed, 2.0 hp, 3 o'clock rotation, 6500-299
Temperature Sensor .....	Curled Finger Connectors, 6600-166
Hi-Limit Sensor .....	Curled Finger Connectors, 6600-144
Flow Switch.....	Curled Finger Connectors, 2560-040
Weir Assembly.....	Skim Shield, Varies Colors, Skimmer Trap, 6570-392
Ozone (Optional) .....	240 VAC 50/60 Hz, 50mg, 6473-124
Total PowerPro Jets .....	24
PowerPro (LX).....	5, Jetface, 6540-760
PowerPro (FX).....	18, Jetface, 6540-555
PowerPro (SX).....	2, Jetface, 6540-336 (Jetface), 6540-343 (Retainer), 6540-330 (Nozzle)
Diverter Valves.....	1
Air Controls.....	3, 6540-914
Filters.....	60 ft <sup>2</sup> , 6000-383, Cap, 6541-384
LED Lighting.....	Footwell, 6472-676, Waterfalls, 6560-422
Pillows .....	4, 6455-007, 6455-006
Waterfalls.....	Fillspout, 6540-921, Cover, 6540-925
Audio System (Optional).....	AM/FM/CD Stereo Receiver, 6500-204, Wireless Remote, 6472-274
Speakers (Optional) .....	Pop Up, 6560-520



# 2004 J-325

Dimensions.....	76" x 84" x 34" (193cm x 213cm x 86cm)
Dry Weight.....	738 lbs (335 kg)
Filled Weight.....	3,407 lbs (1,545 kg)
Water Capacity (Avg. Fill).....	320 US gallons (1,211 Liters)
Circuit Board.....	LED, 6600-286, Chip Rev. 3.56 6660-277
(Export).....	LED, 6600-286, Chip Rev. 3.56 6660-277
Transformer.....	240 VAC - 14 VAC, 6560-274
(Export).....	230 VAC - 14 VAC, 6660-039
Topside Panel.....	LED, 2600-321
(Export).....	LED, 2600-321
Heater.....	1kW/4kW, 120 VAC/240 VAC, 6500-063
(Export).....	2.7kW, 230 VAC, 6500-062
Circulation Pump.....	120 VAC, 6500-038
(Export).....	230 VAC, 6500-023
Pump 1 (North America).....	2-Speed, 2.5 hp, 12 o'clock rotation, 6500-759
(Export).....	2-Speed, 2.0 hp, 12 o'clock rotation, 6500-291
Temperature Sensor.....	Curled Finger Connectors, 6600-166
Hi-Limit Sensor.....	Curled Finger Connectors, 6600-144
Flow Switch.....	Curled Finger Connectors, 2560-040
Weir Assembly.....	Skim Shield, Varies Colors, Skimmer Trap, 6570-392
Ozone (Optional).....	120 VAC 50/60 Hz, 50mg, 6473-123
Total PowerPro Jets.....	15
PowerPro (LX).....	11, Jetface, 6540-760
PowerPro (FX).....	4, Jetface, 6540-555
Diverter Valves.....	1
Air Controls.....	3, 6540-914
Filters.....	60 ft <sup>2</sup> , 6000-383, Cap, 6541-384
LED Lighting.....	Footwell, 6472-676, Waterfalls, 6560-422
Pillows.....	4, 6455-007, 6455-006
Waterfalls.....	Fillspout, 6540-921, Cover, 6540-925
Audio System (Optional).....	N/A



# 2004 J-315

Dimensions.....	76" x 66" x 32" (193cm x 168cm x 81cm)
Dry Weight.....	640 lbs (290 kg)
Filled Weight.....	2,308 lbs (1,047 kg)
Water Capacity (Avg. Fill).....	200 US gallons (757 Liters)
Circuit Board.....	LED, 6600-286, Chip Rev. 3.56 6660-277
(Export).....	LED, 6600-286, Chip Rev. 3.56 6660-277
Transformer.....	120 VAC - 14 VAC, 6560-274
(Export).....	230 VAC - 14 VAC, 6660-039
Topside Panel.....	LED, 2600-321
(Export).....	LED, 2600-321
Heater.....	1kW/4kW, 120 VAC/240 VAC, 6500-063
(Export).....	2.7kW, 230 VAC, 6500-062
Circulation Pump.....	120 VAC, 6500-038
(Export).....	230 VAC, 6500-023
Pump 1 (North America).....	2-Speed, 1.5 hp, 3 o'clock rotation, 6500-758
(Export).....	2-Speed, 2.0 hp, 3 o'clock rotation, 6500-299
Temperature Sensor.....	Curled Finger Connectors, 6600-166
Hi-Limit Sensor.....	Curled Finger Connectors, 6600-144
Flow Switch.....	Curled Finger Connectors, 2560-040
Weir Assembly.....	Skim Shield, Varies Colors, Skimmer Trap, 6570-392
Ozone (Optional).....	120 VAC 50/60 Hz, 50mg, 6473-123
Total PowerPro Jets.....	13
PowerPro (LX).....	7, Jetface, 6540-760
PowerPro (FX).....	6, Jetface, 6540-555
Diverter Valves.....	1
Air Controls.....	2, 6540-914
Filters.....	60 ft <sup>2</sup> , 6000-383, Cap, 6541-384
LED Lighting.....	Footwell, 6472-676, Waterfalls, 6560-422
Pillows.....	3, 6455-007
Waterfalls.....	Fillspout, 6540-921, Cover, 6540-925
Audio System (Optional).....	N/A



# 2004 Del Sol Hermosa

Dimensions.....	77" x 77" x 35" (196cm x 196cm x 89 cm)
Dry Weight.....	590 lbs (268 kg)
Filled Weight.....	3,009lbs (1,365 kg)
Water Capacity (Avg. Fill).....	290 US gallons (1,098 Liters)
Circuit Board.....	LED, 6600-289, Chip Rev. 5.54A 6660-276
(Export).....	LED, 6600-2889 Chip Rev. 5.54A 6660-276
Transformer.....	120 VAC - 14 VAC, 6560-274
(Export).....	230 VAC - 14 VAC, 6660-039
Topside Panel.....	LED, 6600-641
(Export).....	LED, 6600-641
Heater.....	1kW/4kW, 120 VAC/240 VAC, 6000-338
(Export).....	2.7kW, 230 VAC, 6000-157
Pump 1 (North America).....	2-Speed, 2.5 hp, 3 o'clock rotation, 6500-758
(Export).....	2-Speed, 2.0 hp, 3 o'clock rotation, 6500-299
Temperature Sensor.....	Curled Finger Connectors, 6600-166
Hi-Limit Sensor.....	Curled Finger Connectors, 6600-144
Pressure Switch.....	Curled Finger Connectors, 6560-869
Weir Assembly.....	Telescoping Skimmer, 6540-714
Ozone (Optional).....	120 VAC 50/60 Hz, 35mg, 6473-122
Total PowerPro Jets.....	19
Euro Jets.....	9, Jetface, 6541-816
Micro Jets.....	6, Jetface, 6540-787
Luxury Jets.....	3, Jetface, 6540-820
Heater/Ozone Jets.....	1, Fitting, 6541-695
Diverter Valves.....	1
Air Controls.....	None, Automatic Air Induction
Filters.....	50 ft <sup>2</sup> , 373045
Lighting.....	Footwell, Bulb, 6560-246, Optional MultiColor LED, 6472-676
Pillows.....	4, 6455-463
Audio System (Optional).....	N/A





# 2004 Del Sol Redondo

Dimensions.....	78" Round x 36" Deep (198cm Round x 914cm Deep)
Dry Weight.....	410 lbs (186 kg)
Filled Weight.....	2,245 lbs (1,018 kg)
Water Capacity (Avg. Fill).....	220 US gallons (833 Liters)
Circuit Board.....	LED, 6600-289, Chip Rev. 5.54A 6660-276
(Export).....	LED, 6600-2889 Chip Rev. 5.54A 6660-276
Transformer.....	120 VAC - 14 VAC, 6560-274
(Export).....	230 VAC - 14 VAC, 6660-039
Topside Panel.....	LED, 6600-641
(Export).....	LED, 6600-641
Heater.....	1kW/4kW, 120 VAC/240 VAC, 6000-338
(Export).....	2.7kW, 230 VAC, 6000-157
Pump 1 (North America).....	2-Speed, 2.5 hp, 3 o'clock rotation, 6500-758
(Export).....	2-Speed, 2.0 hp, 3 o'clock rotation, 6500-299
Temperature Sensor.....	Curled Finger Connectors, 6600-166
Hi-Limit Sensor.....	Curled Finger Connectors, 6600-144
Pressure Switch.....	Curled Finger Connectors, 6560-869
Weir Assembly.....	Telescoping Skimmer, 6540-714
Ozone (Optional).....	120 VAC 50/60 Hz, 35mg, 6473-122
Total PowerPro Jets.....	17
Euro Jets.....	10, Jetface, 6541-816
Micro Jets.....	2, Jetface, 6540-787
Luxury Jets.....	3, Jetface, 6540-820
Divert-A-Jet.....	1, Jetface, 6540-800
Heater/Ozone Jets.....	1, Fitting, 6541-695
Air Controls.....	None, Automatic Air Induction
Filters.....	50 ft <sup>2</sup> , 373045
Lighting.....	Footwell, Bulb, 6560-246, Optional MultiColor LED, 6472-676
Audio System (Optional).....	N/A



# 2002-2003 J-380

Dimensions.....	94" x 94" x 38" (239cm x 239cm x 97cm)
Dry Weight.....	1,042 lbs (473 kg)
Filled Weight.....	5,629 lbs (2,554 kg)
Water Capacity (Avg. Fill).....	550 US gallons (2,081 Liters)
Circuit Board.....	LCD, 6600-101, Chip Rev. 9.70B 6660-282
(Export).....	LCD, 6600-102, Chip Rev. 9.70B 6660-282
Transformer.....	240 VAC - 14 VAC, 6560-274
(Export).....	230 VAC - 14 VAC, 6660-039
Topside Panel.....	LCD, 2600-323, Remote, 2600-324
(Export).....	LCD, 2600-325
Heater.....	5.5kW, 240 VAC, 6500-403
(Export).....	2.7kW, 230 VAC, 6500-401
Circulation Pump.....	240 VAC, 6500-035
(Export).....	230 VAC, 6500-023
Pump 1 (North America).....	2-Speed, 2.5 hp, 1:30 rotation, 6500-761
(Export).....	2-Speed, 2.0 hp, 3 o'clock rotation, 6500-299
Pump 2 (North America).....	1-Speed, 2.5 hp, 12 o'clock rotation, 6500-707
(Export).....	1-Speed, 2.0 hp, 12 o'clock rotation, 6500-124
Pump 3 (North America).....	1-Speed, 2.5 hp, 3 o'clock rotation, 6500-769
(Export).....	1-Speed, 2.0 hp, 1:30 rotation, 6500-240
Temperature Sensor.....	Box End Connectors, 6600-167
Hi-Limit Sensor.....	Box End Connectors, 6600-168
Flow Switch.....	Box End Connectors, 6560-860
Weir Assembly.....	Skim Shield, Varies Colors, Skimmer Trap, 6570-392
Ozone (Optional).....	240 VAC 50/60 Hz, 50mg, 6473-124
Total PowerPro Jets.....	43
Maxx PowerPro (MX).....	7, Jetface, 6540-736
PowerPro (LX).....	7, Jetface, 6540-760
PowerPro (DX).....	27, Jetface, 6540-829 (Rotational), 6540-830 (Directional), Used after August 2003, 6540-766 (Rotational), 6540-765 (Directional, Used from January 2002 to July 2003
PowerPro (SX).....	2, Jetface, 6540-336 (Jetface), 6540-343 (Retainer), 6540-330 (Nozzle)
Diverter Valves.....	2
Air Controls.....	5, 6540-914
Filters.....	60 ft <sup>2</sup> , 6000-383, Cap, 6541-384
LED Lighting.....	Footwell, 6560-420, Waterfalls, 6560-422
Pillows.....	5, 6455-007
Waterfalls.....	Fillspout, 6540-921, Cover, 6540-925
Audio System (Optional).....	AM/FM/CD Stereo Receiver, 6500-204
Speakers (Optional).....	Pop Up, 6560-517 (2003), 2570-235 (2002)



# 2002-2003 J-370

Dimensions.....	91" x 91" x 38" (231cm x 231cm x 97cm)
Dry Weight.....	960 lbs (436 kg)
Filled Weight.....	4,963 lbs (2,239 kg)
Water Capacity (Avg. Fill).....	480 US gallons (1,817 Liters)
Circuit Board.....	LCD, 6600-092, Chip Rev. 9.50B 6660-279
(Export).....	LCD, 6600-093, Chip Rev. 9.50B 6660-279
Transformer.....	240 VAC - 14 VAC, 6560-274
(Export).....	230 VAC - 14 VAC, 6660-039
Topside Panel.....	LCD, 2600-323, Remote, 2600-324
(Export).....	LCD, 2600-325
Heater.....	5.5kW, 240 VAC, 6500-403
(Export).....	2.7kW, 230 VAC, 6500-401
Circulation Pump.....	240 VAC, 6500-035
(Export).....	230 VAC, 6500-023
Pump 1 (North America).....	2-Speed, 2.5 hp, 1:30 rotation, 6500-761
(Export).....	2-Speed, 2.0 hp, 3 o'clock rotation, 6500-299
Pump 2 (North America).....	1-Speed, 2.5 hp, 12 o'clock rotation, 6500-707
(Export).....	1-Speed, 2.0 hp, 12 o'clock rotation, 6500-124
Temperature Sensor.....	Box End Connectors, 6600-167
Hi-Limit Sensor.....	Box End Connectors, 6600-168
Flow Switch.....	Box End Connectors, 6560-860
Weir Assembly.....	Skim Shield, Varies Colors, Skimmer Trap, 6570-392
Ozone (Optional).....	240 VAC 50/60 Hz, 50mg, 6473-124
Total PowerPro Jets.....	34
Maxx PowerPro (MX).....	4, Jetface, 6540-736
PowerPro (LX).....	5, Jetface, 6540-760
PowerPro (DX).....	23, Jetface, 6540-829 (Rotational), 6540-830 (Directional), Used after August 2003, 6540-766 (Rotational), 6540-765 (Directional, Used from January 2002 to July 2003)
PowerPro (SX).....	2, Jetface, 6540-336 (Jetface), 6540-343 (Retainer), 6540-330 (Nozzle)
Diverter Valves.....	2
Air Controls.....	5, 6540-914
Filters.....	60 ft <sup>2</sup> , 6000-383, Cap, 6541-384
LED Lighting.....	Footwell, 6560-420, Waterfalls, 6560-422
Pillows.....	4, 6455-007, 6455-006
Waterfalls.....	Fillspout, 6540-921, Cover, 6540-925
Audio System (Optional).....	AM/FM/CD Stereo Receiver, 6500-204, Wireless Remote, 6472-274
Speakers (Optional).....	Pop Up, 6560-517 (2003), 2570-235 (2002)



# 2002-2003 J-360

Dimensions.....	91" x 84" x 38" (231cm x 213cm x 97cm)
Dry Weight.....	887 lbs (402 kg)
Filled Weight.....	4,006 lbs (1,817 kg)
Water Capacity (Avg. Fill).....	374 US gallons (1,416 Liters)
Circuit Board.....	LCD, 6600-092, Chip Rev. 9.50B 6660-279
(Export).....	LCD, 6600-093, Chip Rev. 9.50B 6660-279
Transformer.....	240 VAC - 14 VAC, 6560-274
(Export).....	230 VAC - 14 VAC, 6660-039
Topside Panel.....	LCD, 2600-323
(Export).....	LCD, 2600-325
Heater.....	5.5kW, 240 VAC, 6500-403
(Export).....	2.7kW, 230 VAC, 6500-401
Circulation Pump.....	240 VAC, 6500-035
(Export).....	230 VAC, 6500-023
Pump 1 (North America).....	2-Speed, 2.5 hp, 3 o'clock rotation, 6500-754
(Export).....	2-Speed, 2.0 hp, 3 o'clock rotation, 6500-299
Pump 2 (North America).....	1-Speed, 2.5 hp, 12 o'clock rotation, 6500-707
(Export).....	1-Speed, 2.0 hp, 12 o'clock rotation, 6500-124
Temperature Sensor.....	Box End Connectors, 6600-167
Hi-Limit Sensor.....	Box End Connectors, 6600-168
Flow Switch.....	Box End Connectors, 6560-860
Weir Assembly.....	Skim Shield, Varies Colors, Skimmer Trap, 6570-392
Ozone (Optional).....	240 VAC 50/60 Hz, 50mg, 6473-124
Total PowerPro Jets.....	30
Maxx PowerPro (MX).....	3, Jetface, 6540-736
PowerPro (LX).....	5, Jetface, 6540-760
PowerPro (DX).....	22, Jetface, 6540-829 (Rotational), 6540-830 (Directional), Used after August 2003, 6540-766 (Rotational), 6540-765 (Directional), Used from January 2002 to July 2003
Diverter Valves.....	2
Air Controls.....	5, 6540-914
Filters.....	60 ft <sup>2</sup> , 6000-383, Cap, 6541-384
LED Lighting.....	Footwell, 6560-420, Waterfalls, 6560-422
Pillows.....	4, 6455-007, 6455-006
Waterfalls.....	Fillspout, 6540-921, Cover, 6540-925
Audio System (Optional).....	AM/FM/CD Stereo Receiver, 6500-204, Wireless Remote, 6472-274
Speakers (Optional).....	Pop Up, 6560-517 (2003), 2570-235 (2002)



# 2002-2003 J-350

Dimensions.....	91" x 84" x 38" (231cm x 213cm x 97cm)
Dry Weight.....	882 lbs (400 kg)
Filled Weight.....	3,909 lbs (1,773 kg)
Water Capacity (Avg. Fill).....	363 US gallons (1,373 Liters)
Circuit Board.....	LCD, 6600-092, Chip Rev. 9.50B 6660-279
(Export).....	LCD, 6600-093, Chip Rev. 9.50B 6660-279
Transformer.....	240 VAC - 14 VAC, 6560-274
(Export).....	230 VAC - 14 VAC, 6660-039
Topside Panel.....	LCD, 2600-323
(Export).....	LCD, 2600-325
Heater.....	5.5kW, 240 VAC, 6500-403
(Export).....	2.7kW, 230 VAC, 6500-401
Circulation Pump.....	240 VAC, 6500-035
(Export).....	230 VAC, 6500-023
Pump 1 (North America).....	2-Speed, 2.5 hp, 1:30 rotation, 6500-761
(Export).....	2-Speed, 2.0 hp, 3 o'clock rotation, 6500-299
Pump 2 (North America).....	1-Speed, 2.5 hp, 9 o'clock rotation, 6500-763
(Export).....	1-Speed, 2.0 hp, 9 o'clock rotation, 6500-239
Temperature Sensor.....	Box End Connectors, 6600-167
Hi-Limit Sensor.....	Box End Connectors, 6600-168
Flow Switch.....	Box End Connectors, 6560-860
Weir Assembly.....	Skim Shield, Varies Colors, Skimmer Trap, 6570-392
Ozone (Optional).....	240 VAC 50/60 Hz, 50mg, 6473-124
Total PowerPro Jets.....	27
Maxx PowerPro (MX).....	5, Jetface, 6540-736
PowerPro (LX).....	3, Jetface, 6540-760
PowerPro (DX).....	19, Jetface, 6540-829 (Rotational), 6540-830 (Directional), Used after August 2003, 6540-766 (Rotational), 6540-765 (Directional, Used from January 2002 to July 2003
PowerPro (SX).....	2, Jetface, 6540-336 (Jetface), 6540-343 (Retainer), 6540-330 (Nozzle)
Diverter Valves.....	2
Air Controls.....	4, 6540-914
Filters.....	60 ft <sup>2</sup> , 6000-383, Cap, 6541-384
LED Lighting.....	Footwell, 6560-420, Waterfalls, 6560-422
Pillows.....	4, 6455-007, 6455-006
Waterfalls.....	Fillspout, 6540-921, Cover, 6540-925
Audio System (Optional).....	AM/FM/CD Stereo Receiver, 6500-204, Wireless Remote, 6472-274
Speakers (Optional).....	Pop Up, 6560-517 (2003), 2570-235 (2002)



# 2002-2003 J-340

Dimensions.....	84" x 84" x 36" (213cm x 213cm x 91cm)
Dry Weight.....	822 lbs (373 kg)
Filled Weight.....	3,624 lbs (1,644 kg)
Water Capacity (Avg. Fill) .....	336 US gallons (1,272 Liters)
Circuit Board.....	LED, 6600-288, Chip Rev. 3.56 6660-277
(Export) .....	LED, 6600-288, Chip Rev. 3.56 6660-277
Transformer.....	240 VAC - 14 VAC, 6560-274
(Export) .....	230 VAC - 14 VAC, 6660-039
Topside Panel.....	LED, 2600-322
(Export) .....	LED, 2600-322
Heater.....	5.5kW, 240 VAC, 6500-402
(Export) .....	2.7kW, 230 VAC, 6500-401
Circulation Pump .....	240 VAC, 6500-035
(Export) .....	230 VAC, 6500-023
Pump 1 (North America).....	2-Speed, 2.5 hp, 1:30 rotation, 6500-761
(Export) .....	2-Speed, 2.0 hp, 3 o'clock rotation, 6500-299
Pump 2 (North America).....	1-Speed, 2.5 hp, 9 o'clock rotation, 6500-763
(Export) .....	1-Speed, 2.0 hp, 9 o'clock rotation, 6500-239
Temperature Sensor .....	Curled Finger Connectors, 6600-166
Hi-Limit Sensor .....	Curled Finger Connectors, 6600-144
Flow Switch.....	Curled Finger Connectors, 2560-040
Weir Assembly.....	Skim Shield, Varies Colors, Skimmer Trap, 6570-392
Ozone (Optional) .....	240 VAC 50/60 Hz, 50mg, 6473-124
Total PowerPro Jets .....	25
Maxx PowerPro (MX) .....	5, Jetface, 6540-736
PowerPro (LX).....	4, Jetface, 6540-760
PowerPro (DX) .....	16, Jetface, 6540-829 (Rotational), 6540-830 (Directional), Used after August 2003, 6540-766 (Rotational), 6540-765 (Directional, Used from January 2002 to July 2003)
Diverter Valves.....	2
Air Controls.....	4, 6540-914
Filters .....	60 ft <sup>2</sup> , 6000-383, Cap, 6541-384
LED Lighting.....	Footwell, 6472-676, Waterfalls, 6560-422
Pillows .....	4, 6455-007, 6455-006
Waterfalls.....	Fillspout, 6540-921, Cover, 6540-925
Audio System (Optional).....	AM/FM/CD Stereo Receiver, 6500-204, Wireless Remote, 6472-274
Speakers (Optional) .....	Pop Up, 6560-517 (2003), 2570-235 (2002)



# 2002-2003 J-330

Dimensions.....	84" x 84" x 36" (213cm x 213cm x 91cm)
Dry Weight.....	812 lbs (369 kg)
Filled Weight.....	3,798 lbs (1,723 kg)
Water Capacity (Avg. Fill) .....	358 US gallons (1,355 Liters)
Circuit Board.....	LED, 6600-288, Chip Rev. 3.56 6660-277
(Export) .....	LED, 6600-288, Chip Rev. 3.56 6660-277
Transformer.....	240 VAC - 14 VAC, 6560-274
(Export) .....	230 VAC - 14 VAC, 6660-039
Topside Panel.....	LED, 2600-322
(Export) .....	LED, 2600-322
Heater.....	5.5kW, 240 VAC, 6500-402
(Export) .....	2.7kW, 230 VAC, 6500-401
Circulation Pump .....	240 VAC, 6500-035
(Export) .....	230 VAC, 6500-023
Pump 1 (North America).....	2-Speed, 2.5 hp, 1:30 rotation, 6500-761
(Export) .....	2-Speed, 2.0 hp, 3 o'clock rotation, 6500-299
Temperature Sensor .....	Curled Finger Connectors, 6600-166
Hi-Limit Sensor .....	Curled Finger Connectors, 6600-144
Flow Switch.....	Curled Finger Connectors, 2560-040
Weir Assembly.....	Skim Shield, Varies Colors, Skimmer Trap, 6570-392
Ozone (Optional) .....	240 VAC 50/60 Hz, 50mg, 6473-124
Total PowerPro Jets .....	24
PowerPro (LX).....	5, Jetface, 6540-760
PowerPro (DX).....	18, Jetface, 6540-829 (Rotational), 6540-830 (Directional), Used after August 2003, 6540-766 (Rotational), 6540-765 (Directional, Used from January 2002 to July 2003)
PowerPro (SX).....	2, Jetface, 6540-336 (Jetface), 6540-343 (Retainer), 6540-330 (Nozzle)
Diverter Valves.....	1
Air Controls.....	3, 6540-914
Filters.....	60 ft <sup>2</sup> , 6000-383, Cap, 6541-384
LED Lighting.....	Footwell, 6472-676, Waterfalls, 6560-422
Pillows .....	4, 6455-007, 6455-006
Waterfalls.....	Fillspout, 6540-921, Cover, 6540-925
Audio System (Optional).....	N/A



# 2002-2003 J-320

Dimensions.....	76" x 84" x 34" (193cm x 213cm x 86cm)
Dry Weight.....	738 lbs (335 kg)
Filled Weight.....	3,407 lbs (1,545 kg)
Water Capacity (Avg. Fill).....	320 US gallons (1,211 Liters)
Circuit Board.....	LED, 6600-286, Chip Rev. 3.56 6660-277
(Export).....	LED, 6600-286, Chip Rev. 3.56 6660-277
Transformer.....	240 VAC - 14 VAC, 6560-274
(Export).....	230 VAC - 14 VAC, 6660-039
Topside Panel.....	LED, 2600-321
(Export).....	LED, 2600-321
Heater.....	1kW/4kW, 120 VAC/240 VAC, 6500-063
(Export).....	2.7kW, 230 VAC, 6500-062
Circulation Pump.....	240 VAC, 6500-035
(Export).....	230 VAC, 6500-023
Pump 1 (North America).....	2-Speed, 2.5 hp, 12 o'clock rotation, 6500-753
(Export).....	2-Speed, 2.0 hp, 3 o'clock rotation, 6500-299
Temperature Sensor.....	Curled Finger Connectors, 6600-166
Hi-Limit Sensor.....	Curled Finger Connectors, 6600-144
Flow Switch.....	Curled Finger Connectors, 2560-040
Weir Assembly.....	Skim Shield, Varies Colors, Skimmer Trap, 6570-392
Ozone (Optional).....	240 VAC 50/60 Hz, 50mg, 6473-124
Total PowerPro Jets.....	15
PowerPro (LX).....	11, Jetface, 6540-760
PowerPro (DX).....	4, Jetface, 6540-829 (Rotational), 6540-830 (Directional), Used after August 2003, 6540-766 (Rotational), 6540-765 (Directional, Used from January 2002 to July 2003
Diverter Valves.....	1
Air Controls.....	3, 6540-914
Filters.....	60 ft <sup>2</sup> , 6000-383, Cap, 6541-384
LED Lighting.....	Footwell, 6472-676, Waterfalls, 6560-422
Pillows.....	4, 6455-007, 6455-006
Waterfalls.....	Fillspout, 6540-921, Cover, 6540-925
Audio System (Optional).....	N/A



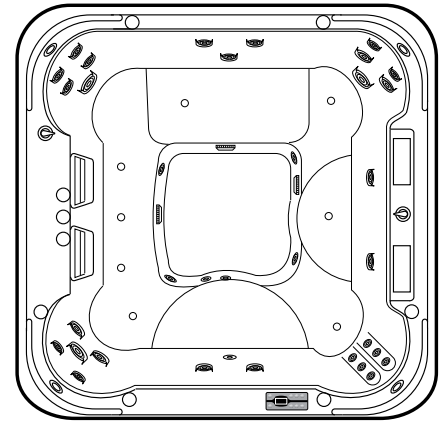


# 2002-2003 J-310

Dimensions.....	76" x 66" x 32" (193cm x 168cm x 81cm)	
Dry Weight.....	640 lbs (290 kg)	
Filled Weight.....	2,308 lbs (1,047 kg)	
Water Capacity (Avg. Fill).....	200 US gallons (757 Liters)	
Circuit Board.....	LED, 6600-286, Chip Rev. 3.56 6660-277	
(Export).....	LED, 6600-286, Chip Rev. 3.56 6660-277	
Transformer.....	120 VAC - 14 VAC, 6560-274	
(Export).....	230 VAC - 14 VAC, 6660-039	
Topside Panel.....	LED, 2600-321	
(Export).....	LED, 2600-321	
Heater.....	1kW/4kW, 120 VAC/240 VAC, 6500-063	
(Export).....	2.7kW, 230 VAC, 6500-062	
Circulation Pump.....	120 VAC, 6500-038	
(Export).....	230 VAC, 6500-023	
Pump 1 (North America).....	2-Speed, 1.5 hp, 3 o'clock rotation, 6500-758	
(Export).....	2-Speed, 2.0 hp, 3 o'clock rotation, 6500-299	
Temperature Sensor.....	Curled Finger Connectors, 6600-166	
Hi-Limit Sensor.....	Curled Finger Connectors, 6600-144	
Flow Switch.....	Curled Finger Connectors, 2560-040	
Weir Assembly.....	Skim Shield, Varies Colors, Skimmer Trap, 6570-392	
Ozone (Optional).....	120 VAC 50/60 Hz, 50mg, 6473-123	
Total PowerPro Jets.....	13	
PowerPro (LX).....	7, Jetface, 6540-760	
PowerPro (DX).....	6, Jetface, 6540-829 (Rotational), 6540-830 (Directional), Used after August 2003, 6540-766 (Rotational), 6540-765 (Directional, Used from January 2002 to July 2003	
Diverter Valves.....	1	
Air Controls.....	2, 6540-914	
Filters.....	60 ft <sup>2</sup> , 6000-383, Cap, 6541-384	
LED Lighting.....	Footwell, 6472-676, Waterfalls, 6560-422	
Pillows.....	3, 6455-007	
Waterfalls.....	Fillspout, 6540-921, Cover, 6540-925	
Audio System (Optional).....	N/A	

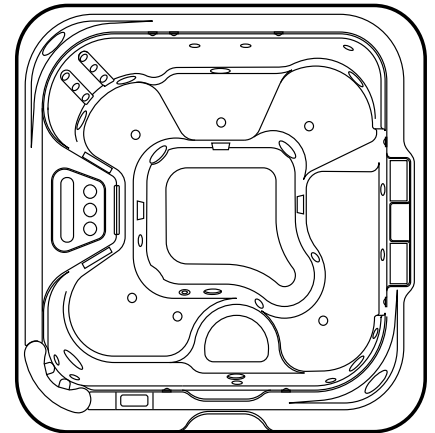
# 2001 Triton (R310)

Dimensions.....	91" x 91" x 42" (231cm x 231cm x 106cm)
Dry Weight.....	880 lbs (400 kg)
Filled Weight.....	5,335 lbs (2,420 kg)
Water Capacity (Avg. Fill) .....	390 US gallons (1,477 Liters)
Circuit Board.....	Platinum Series, 2600-011
Transformer.....	240 VAC - 14 VAC, 2600-030
Topside Panel.....	Deluxe, 2500-150
Heater.....	Vertical 5.5kW, 240 VAC, 6500-301
Circulation Pump .....	240 VAC, 6500-035
Pump 1 (North America).....	1-Speed, 2.0 hp, 9 o'clock rotation, 6500-766
Pump 2 (North America).....	1-Speed, 2.0 hp, 9 o'clock rotation, 6500-766
Blower .....	120 VAC, 2560-151
Temperature Sensor .....	2600-022, Temp Only, 2600-023 Combo
Hi-Limit Sensor .....	2600-021, Hi-Limit Only, 2600-023 Combo
Flow Switch.....	Clear Tee, 2560-040
Weir Assembly.....	Front Load Skimmer, 2000-045
Ozone (Optional) .....	120 VAC 50/60 Hz, 2472-650
Total Jets.....	30
BMH Jets .....	20, Assembly, 2000-110, Micro Magna (4/12/01 to 6/15/01), Jetface, 6540-072 Mini Swirl (6/18/01+), Jetface, 2540-365
HTC Jets.....	7, Swivel, 2000-164
HTA Jets .....	3, Swivel, 2000-154
Air Injectors .....	10, 2540-360
Diverter Valves.....	2, 2540-305
Air Controls.....	3 x 2-Position, 1 x 1-Position
Filters.....	25 ft <sup>2</sup> , 2540-380
Lighting.....	Footwell, Bulbs 6560-244
Pillows .....	4, 2455-100
Audio System (Optional).....	AM/FM/CD Stereo Receiver, 2500-310
Speakers (Optional) .....	2500-300, Grill, 2570-205, Trim, 2570-210



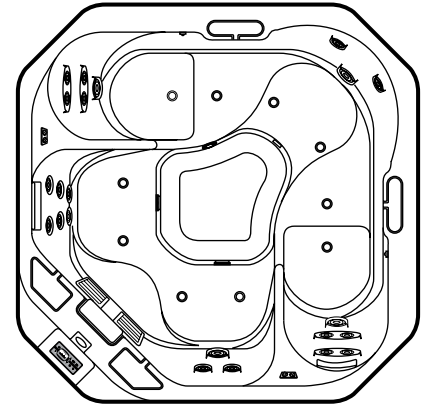
# 2001 Pinnacle (R300)

Dimensions.....	96" x 96" x 38", 42" (244cm x 244cm x 96cm, 106cm)
Dry Weight.....	950 lbs (432 kg)
Filled Weight.....	6,732 lbs (3,060 kg)
Water Capacity (Avg. Fill).....	550 US gallons (2,081 Liters)
Circuit Board.....	Platinum Series, 2600-011
Transformer.....	240 VAC - 14 VAC, 2600-030
Topside Panel.....	Deluxe, 2500-150
Heater.....	Vertical 5.5kW, 240 VAC, 6500-301
Circulation Pump.....	240 VAC, 6500-035
Pump 1 (North America).....	1-Speed, 2.0 hp, 9 o'clock rotation, 6500-766
Pump 2 (North America).....	1-Speed, 2.0 hp, 9 o'clock rotation, 6500-766
Blower.....	120 VAC, 2560-152
Temperature Sensor.....	2600-022, Temp Only, 2600-023 Combo
Hi-Limit Sensor.....	2600-021, Hi-Limit Only, 2600-023 Combo
Flow Switch.....	Clear Tee, 2560-040
Weir Assembly.....	Front Load Skimmer, 2000-045
Ozone (Optional).....	120 VAC 50/60 Hz, 2472-650
Total Jets.....	30
BMH Jets.....	19, Assembly, 2000-110, Micro Magna (4/12/01 to 6/15/01), Jetface, 6540-072 Mini Swirl (6/18/01+), Jetface, 2540-365
HTC Jets.....	6, Swivel, 2000-164
HTA Jets.....	3, Swivel, 2000-154
Micro-Pulse Jets.....	2, Jetface, 2540-310
Air Injectors.....	10, 2540-360
Diverter Valves.....	None
Air Controls.....	7 x 1-Position
Filters.....	25 ft <sup>2</sup> , 2540-380
Lighting.....	Footwell, Bulbs 6560-244
Pillows.....	4, 1 x 2455-101, 2 x 2455-102, 1 x 2455-102
Audio System (Optional).....	AM/FM/CD Stereo Receiver, 2500-310
Speakers (Optional).....	2500-300, Grill, 2570-205, Trim, 2570-210



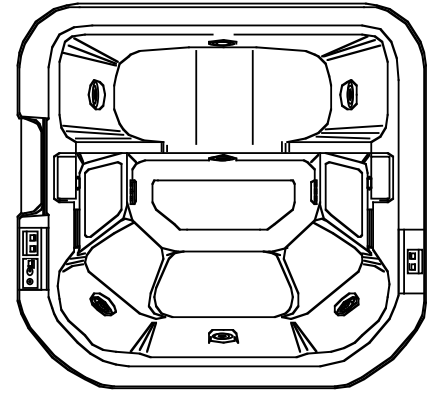
# 2001 Santina (R290)

Dimensions.....	84" x 84" x 36" (213cm x 213cm x 91cm)
Dry Weight.....	595 lbs (270 kg)
Filled Weight.....	4,771 lbs (2,169 kg)
Water Capacity (Avg. Fill).....	375 US gallons (1,419 Liters)
Circuit Board.....	Platinum Series, 2600-011
Transformer.....	240 VAC - 14 VAC, 2600-030
Topside Panel.....	Deluxe, 2500-150
Heater.....	Vertical 5.5kW, 240 VAC, 6500-301
Circulation Pump.....	240 VAC, 6500-035
Pump 1 (North America).....	1-Speed, 1.5 hp, J-Pump, 2500-250
Pump 2 (North America).....	1-Speed, 2.0 hp, 9 o'clock rotation, 6500-766
Blower.....	120 VAC, 2560-150
Temperature Sensor.....	2600-022, Temp Only, 2600-023 Combo
Hi-Limit Sensor.....	2600-021, Hi-Limit Only, 2600-023 Combo
Flow Switch.....	Clear Tee, 2560-040
Weir Assembly.....	Front Load Skimmer, 2000-045
Ozone (Optional).....	120 VAC 50/60 Hz, 2472-650
Total Jets.....	25
BMH Jets.....	21, Assembly, 2000-110, Micro Magna (4/12/01 to 6/15/01), Jetface, 6540-072 Mini Swirl (6/18/01+), Jetface, 2540-365
HTC Jets.....	4, Swivel, 2000-164
Air Injectors.....	10, 2540-360
Diverter Valves.....	None
Air Controls.....	2 x 2-Position
Filters.....	25 ft <sup>2</sup> , 2540-380
Lighting.....	Footwell, Bulbs 6560-244
Pillows.....	4, 2455-100



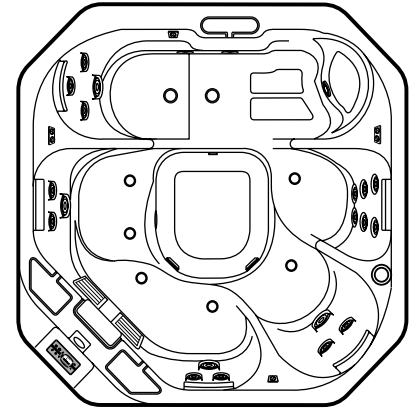
# 2001 Quantum (R280)

Dimensions.....	94" x 87" x 36" (239cm x 221cm x 91cm)
Dry Weight.....	400 lbs (1,514 kg)
Filled Weight.....	3,738 lbs (1,696 kg)
Water Capacity (Avg. Fill).....	740 US gallons (340 Liters)
Circuit Board.....	Platinum Series, 2600-011
Transformer.....	240 VAC - 14 VAC, 2600-030
Topside Panel.....	Deluxe, 2500-150
Heater.....	Vertical 5.5kW, 240 VAC, 6500-301
Circulation Pump.....	240 VAC, 6500-035
Pump 1 (North America).....	1-Speed, 9 o'clock rotation, 6500-766
Pump 2 (North America).....	1-Speed, 9 o'clock rotation, 6500-766
Blower.....	120 VAC, 2560-152
Temperature Sensor.....	2600-022, Temp Only, 2600-023 Combo
Hi-Limit Sensor.....	2600-021, Hi-Limit Only, 2600-023 Combo
Flow Switch.....	Clear Tee, 2560-040
Weir Assembly.....	Front Load Skimmer, 2000-045
Ozone (Optional).....	120 VAC 50/60 Hz, 2472-650
Total Jets.....	26
BMH Jets.....	17, Assembly, 2000-110, Micro Magna (4/12/01 to 6/15/01), Jetface, 6540-072 Mini Swirl (6/18/01+), Jetface, 2540-365
HTC Jets.....	6, Swivel, 2000-164
HTA Jets.....	3, Swivel, 2000-154
Air Injectors.....	10, 2540-360
Diverter Valves.....	None
Air Controls.....	2 x 2-Position, 2 x 1-Position
Filters.....	25 ft <sup>2</sup> , 2540-380
Lighting.....	Footwell, Bulbs 6560-244
Pillows.....	4, 2455-100



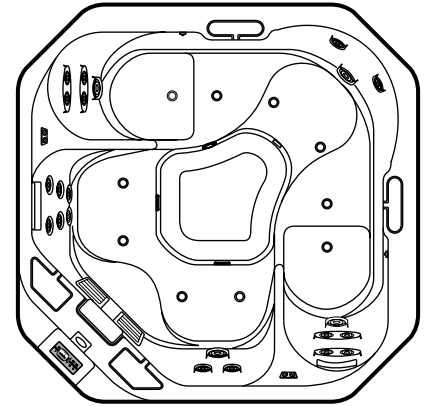
# 2001 Laser (R270)

Dimensions.....	84" x 84" x 36" (213cm x 213cm x 91cm)
Dry Weight.....	595 lbs (270 kg)
Filled Weight.....	4,771 lbs (2,169 kg)
Water Capacity (Avg. Fill).....	375 US gallons (1,419 Liters)
Circuit Board.....	Platinum Series, 2600-011
Transformer.....	240 VAC - 14 VAC, 2600-030
Topside Panel.....	Deluxe, 2500-150
Heater.....	Vertical 5.5kW, 240 VAC, 6500-301
Circulation Pump.....	240 VAC, 6500-035
Pump 1 (North America).....	1-Speed, J-Pump, 2500-250
Pump 2 (North America).....	1-Speed, 9 o'clock rotation, 6500-766
Blower.....	120 VAC, 2560-150
Temperature Sensor.....	2600-022, Temp Only, 2600-023 Combo
Hi-Limit Sensor.....	2600-021, Hi-Limit Only, 2600-023 Combo
Flow Switch.....	Clear Tee, 2560-040
Weir Assembly.....	Front Load Skimmer, 2000-045
Ozone (Optional).....	120 VAC 50/60 Hz, 2472-650
Total Jets.....	23
BMH Jets.....	18, Assembly, 2000-110, Micro Magna (4/12/01 to 6/15/01), Jetface, 6540-072 Mini Swirl (6/18/01+), Jetface, 2540-365
HTC Jets.....	5, Swivel, 2000-164
Air Injectors.....	10, 2540-360
Diverter Valves.....	2, 2540-305
Air Controls.....	2 x 2-Position, 2 x 1-Position
Filters.....	25 ft <sup>2</sup> , 2540-380
Lighting.....	Footwell, Bulbs 6560-244
Pillows.....	5, 2455-100



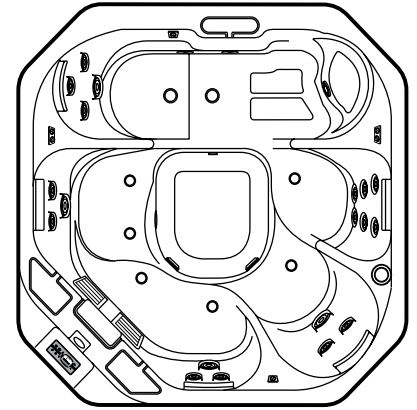
# 2001 Santina Select

Dimensions.....	84" x 84" x 36" (213cm x 213cm x 91cm)
Dry Weight.....	562 lbs (255 kg)
Filled Weight.....	4,738 lbs (2,154 kg)
Water Capacity (Avg. Fill).....	375 US gallons (1,419 Liters)
Circuit Board.....	Select Series, 2600-016
Transformer.....	240 VAC - 14 VAC, 2600-031
Topside Panel.....	Digital Duplex, 2500-151
Heater.....	Horizontal, 5.5kW, 240 VAC, 2600-050
Pump 1 (North America).....	1-Speed, J-Pump, 2500-250
Pump 2 (North America).....	1-Speed, K-Pump, 2500-251
Temperature Sensor.....	2600-022, Temp Only, 2600-023 Combo
Hi-Limit Sensor.....	2600-021, Hi-Limit Only, 2600-023 Combo
Pressure Switch.....	2 p.s.i, 2000-065
Weir Assembly.....	Front Load Skimmer, 2000-045
Ozone (Optional).....	120 VAC 50/60 Hz, 2472-650
Total Jets.....	24
BMH Jets.....	16, Assembly, 2000-110, Micro Magna (4/12/01 to 6/15/01), Jetface, 6540-072 Mini Swirl (6/18/01+), Jetface, 2540-365
HTC Jets.....	5, Swivel, 2000-164
HTA Jets.....	3, Swivel, 2000-154
Diverter Valves.....	None
Air Controls.....	2 x 2-Position, 2 x 1-Position
Filters.....	25 ft <sup>2</sup> , 2540-380
Lighting.....	Footwell, Bulbs 6560-244
Pillows.....	4, 2455-100



# 2001 Laser Select

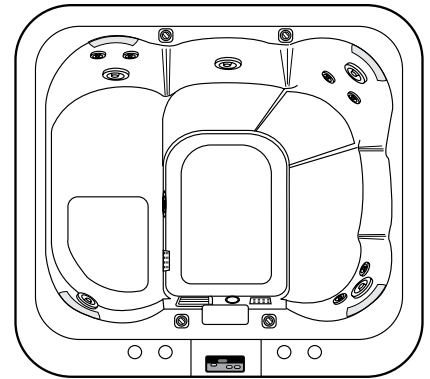
Dimensions.....	84" x 84" x 36" (213cm x 213cm x 91cm)
Dry Weight.....	562 lbs (255 kg)
Filled Weight.....	4,738 lbs (2,154 kg)
Water Capacity (Avg. Fill).....	375 US gallons (1,419 Liters)
Circuit Board.....	Select Series, 2600-016
Transformer.....	240 VAC - 14 VAC, 2600-031
Topside Panel.....	Digital Duplex, 2500-151
Heater.....	Horizontal, 5.5kW, 240 VAC, 2600-050
Pump 1 (North America).....	1-Speed, J-Pump, 2500-250
Pump 2 (North America).....	1-Speed, K-Pump, 2500-251
Temperature Sensor.....	2600-022, Temp Only, 2600-023 Combo
Hi-Limit Sensor.....	2600-021, Hi-Limit Only, 2600-023 Combo
Pressure Switch.....	2 p.s.i, 2000-065
Weir Assembly.....	Front Load Skimmer, 2000-045
Ozone (Optional).....	120 VAC 50/60 Hz, 2472-650
Total Jets.....	24
BMH Jets.....	16, Assembly, 2000-110, Micro Magna (4/12/01 to 6/15/01), Jetface, 6540-072 Mini Swirl (6/18/01+), Jetface, 2540-365
HTC Jets.....	5, Swivel, 2000-164
HTA Jets.....	3, Swivel, 2000-154
Diverter Valves.....	None
Air Controls.....	2 x 2-Position, 2 x 1-Position
Filters.....	25 ft <sup>2</sup> , 2540-380
Lighting.....	Footwell, Bulbs 6560-244
Pillows.....	5, 2455-100





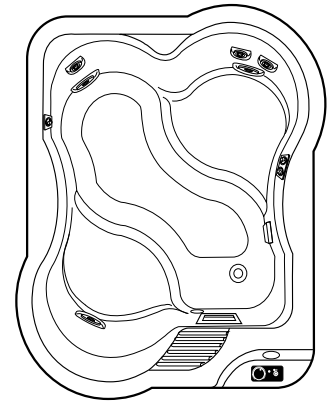
# 2001 Aero Select

Dimensions.....	84" x 76" x 30" (213cm x 198cm x 76cm)
Dry Weight.....	675 lbs (306 kg)
Filled Weight.....	3,299 lbs (1,450 kg)
Water Capacity (Avg. Fill).....	225 US gallons (852 Liters)
Circuit Board.....	Select Series, 2600-016
Transformer.....	240 VAC - 14 VAC, 2600-031
Topside Panel.....	Digital Duplex, 2500-151
Heater.....	Horizontal, 5.5kW, 240 VAC, 2600-050
Pump 1 (North America).....	1-Speed, J-Pump, 2500-250
Pump 2 (North America).....	1-Speed, J-Pump, 2500-250
Temperature Sensor.....	2600-022, Temp Only, 2600-023 Combo
Hi-Limit Sensor.....	2600-021, Hi-Limit Only, 2600-023 Combo
Pressure Switch.....	2 p.s.i, 2000-065
Weir Assembly.....	Front Load Skimmer, 2000-045
Ozone (Optional).....	120 VAC 50/60 Hz, 2472-650
Total Jets.....	15
BMH Jets.....	6, Assembly, 2000-110, Micro Magna (4/12/01 to 6/15/01), Jetface, 6540-072 Mini Swirl (6/18/01+), Jetface, 2540-365
HTC Jets.....	6, Swivel, 2000-164
HTA Jets.....	3, Swivel, 2000-154
Diverter Valves.....	None
Air Controls.....	4 x 1-Position
Filters.....	25 ft <sup>2</sup> , 2540-380
Lighting.....	Footwell, Bulbs 6560-244
Pillows.....	4, 2455-100



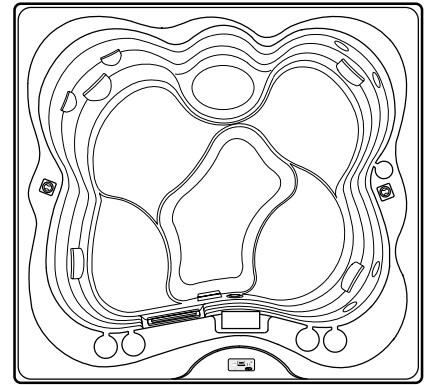
# 2001 Alexa Select


Dimensions.....	72" x 60" x 30" (183cm x 152cm x 76cm)
Dry Weight.....	349 lbs (159 kg)
Filled Weight.....	1,965 lbs (889 kg)
Water Capacity (Avg. Fill) .....	158 US gallons (586 Liters)
Circuit Board.....	Select Series, 2600-016
Transformer.....	240 VAC - 14 VAC, 2600-031
Topside Panel.....	Digital Duplex, 2500-151
Heater.....	Horizontal, 1.375kW/5.5kW, 120 VAC/240 VAC, 2600-050
Pump 1 (North America).....	1-Speed, J-Pump, 2500-255
Temperature Sensor .....	2600-022, Temp Only, 2600-023 Combo
Hi-Limit Sensor .....	2600-021, Hi-Limit Only, 2600-023 Combo
Pressure Switch .....	2 p.s.i, 2000-065
Weir Assembly.....	Front Load Skimmer, 2000-045
Ozone (Optional) .....	120 VAC 50/60 Hz, 2472-650
Total Jets.....	10
BMH Jets .....	3, Assembly, 2000-110, Micro Magna (4/12/01 to 6/15/01), Jetface, 6540-072 Mini Swirl (6/18/01+), Jetface, 2540-365
HTC Jets.....	4, Swivel, 2000-164
HTA Jets .....	3, Swivel, 2000-154
Diverter Valves.....	None
Air Controls.....	1 x 2-Position
Filters .....	25 ft <sup>2</sup> , 2540-380
Lighting.....	Footwell, Bulbs 6560-244
Pillows .....	3, 2455-100



# 2001 Palio Select

Dimensions.....	72" x 66" x 30" (183cm x 168cm x 76cm)
Dry Weight.....	409 lbs (106 kg)
Filled Weight.....	1,995 lbs (905 kg)
Water Capacity (Avg. Fill) .....	190 US gallons (719 Liters)
Circuit Board.....	Select Series, 2600-016
Transformer.....	240 VAC - 14 VAC, 2600-031
Topside Panel.....	Digital Duplex, 2500-151
Heater.....	Horizontal, 1.1kW/4.4kW, 120 VAC/240 VAC, 2600-050
Pump 1 (North America).....	1-Speed, J-Pump, 2500-255
Temperature Sensor .....	2600-022, Temp Only, 2600-023 Combo
Hi-Limit Sensor .....	2600-021, Hi-Limit Only, 2600-023 Combo
Pressure Switch .....	1.5 p.s.i, 2000-064
Weir Assembly.....	Front Load Skimmer, 2000-045
Ozone (Optional) .....	120 VAC 50/60 Hz, 2472-650
Total Jets.....	13
BMH Jets .....	8, Assembly, 2000-110, Micro Magna (4/12/01 to 6/15/01), Jetface, 6540-072 Mini Swirl (6/18/01+), Jetface, 2540-365
HTC Jets.....	2, Swivel, 2000-164
HTA Jets .....	3, Swivel, 2000-154
Diverter Valves.....	None
Air Controls.....	1 x 2-Position
Filters .....	25 ft <sup>2</sup> , 2540-380
Lighting.....	Footwell, Bulbs 6560-244





Hot Tubs

*14525 Monte Vista Ave. • Chino, CA 91710*  
*Website: <http://www.jacuzzipartners.com>*